

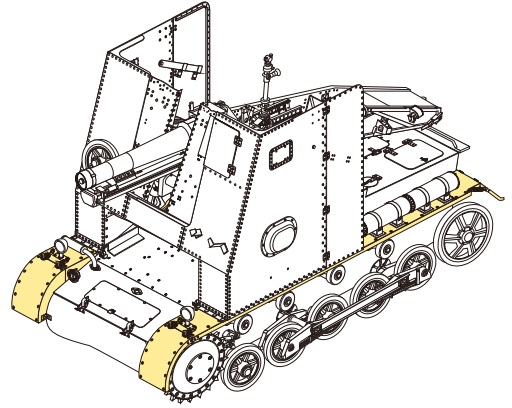

1/35 MILITARY MINIATURE VEHICLE UPGRADE SERIES PE35316

# WWII German Panzer I Ausf.B fenders

## 二战德军I号B型翼子板改造件

[For DRAGON kit]

### 推荐使用工具 RECOMMENDED TOOLS

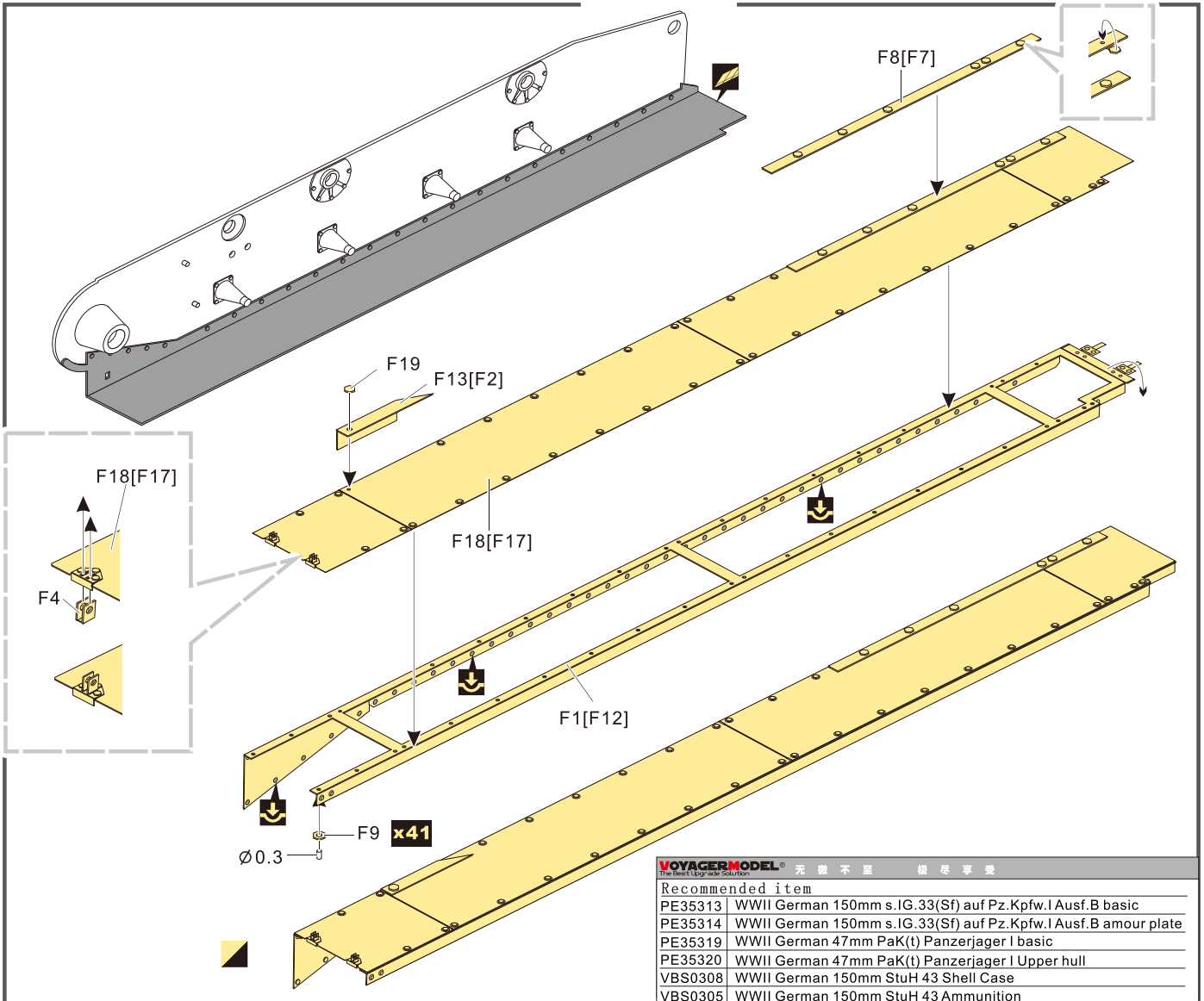


- 安装 install
- 折叠 bend
- A1** 改造件零件编号 PE/resin part number
- B12** 原零件编号 kit part number
- C22** 被替换的原零件编号 replaced kit part number
- 切除 remove
- 打磨 grind off
- 弧度卷曲 radial bending
- x2** 制作若干组 multiple assembly
- 另一侧相同制作 repeat on opposite side
- 选择安装 alternative
- 注意 caution
- 扩孔 ream
- 钻孔 drill
- 填补 fill

用尖端在凹槽处冲压  
use penpoint to press on the dent

蚀刻片零件内侧面向上  
Put the part upside down

用笔尖在凹槽处到  
Use penpoint to press on the dent



VOYAGERMODEL <sup>®</sup> 无微不至 精益求精	
Recommended item	
PE35313	WWII German 150mm s.I.G.33(Sf) auf Pz.Kpfw.I Ausf.B basic
PE35314	WWII German 150mm s.I.G.33(Sf) auf Pz.Kpfw.I Ausf.B amour plate
PE35319	WWII German 47mm PaK(t) Panzerjager I basic
PE35320	WWII German 47mm PaK(t) Panzerjager I Upper hull
VBS0308	WWII German 150mm StuH 43 Shell Case
VBS0305	WWII German 150mm StuH 43 Ammunition

1/35 MILITARY MINIATURE VEHICLE UPGRADE SERIES PE35316

