

Set  
AC72-28  
1/72 SCALE

AIRWAVES

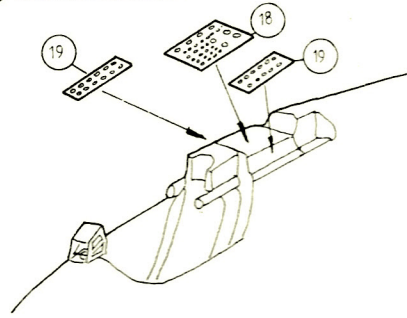
MIG-29A  
Cockpit

Set  
AC48-19  
1/48 SCALE


This detail set is manufactured from photo etched brass sheet and is meant for use on the Testors Italeri kit.  
Use a sharp modelling knife on a firm surface (such as a ceramic tile) to separate components from frame, cutting as near to the part as possible. Tag scars can be cleaned by holding part in pliers and using a fine file. To fold part support up to line of fold in pliers and bend in one go using the blade of a screwdriver for leverage. For assembly use superglue or epoxy using only epoxy on clear parts. Prior to painting ensure that parts are fully defluxed by cleaning in detergent and rinsing in clean water. Dry parts thoroughly and prime with either self etching primer or matt enamel. Position of parts in diagrams is for guidance only. For final positioning and colouring consult reference material

H G Hannant Ltd, Harbour Road, Oulton Broad,  
Lowestoft, Suffolk, NR32 3LZ, England.  
Tel : 01502 517444, Fax : 01502 500521


③ Circuit Breakers



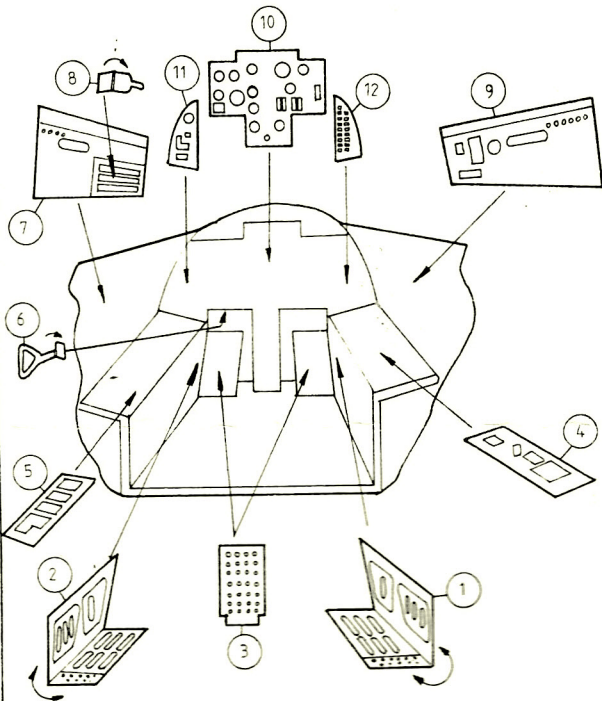
④ Gun Ports and Gas Vents



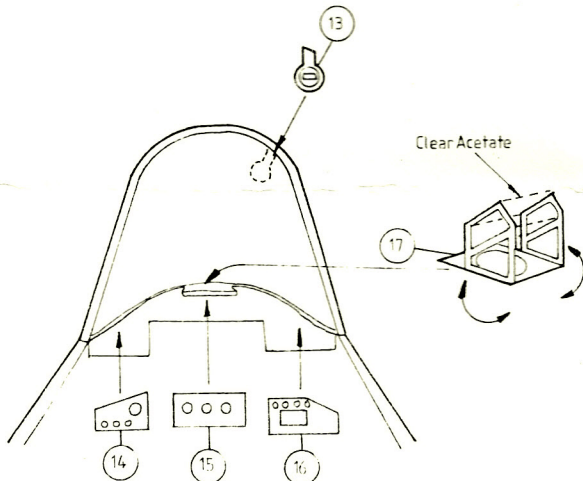
⑤ Aerial



① Cockpit



② H.U.D.



⑥ Frame Layout

