

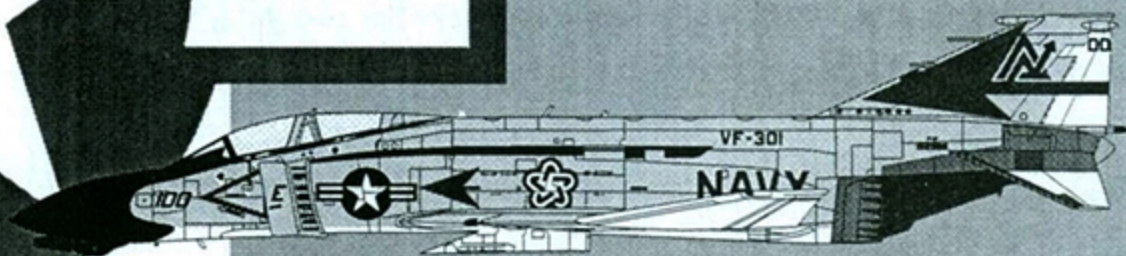

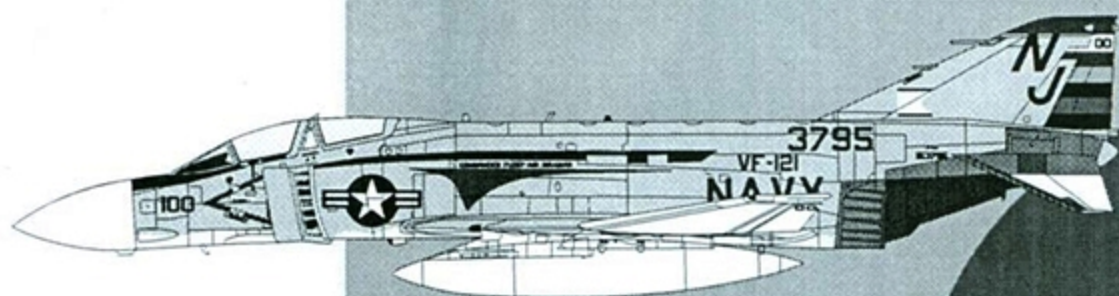
EAGLE STRIKE



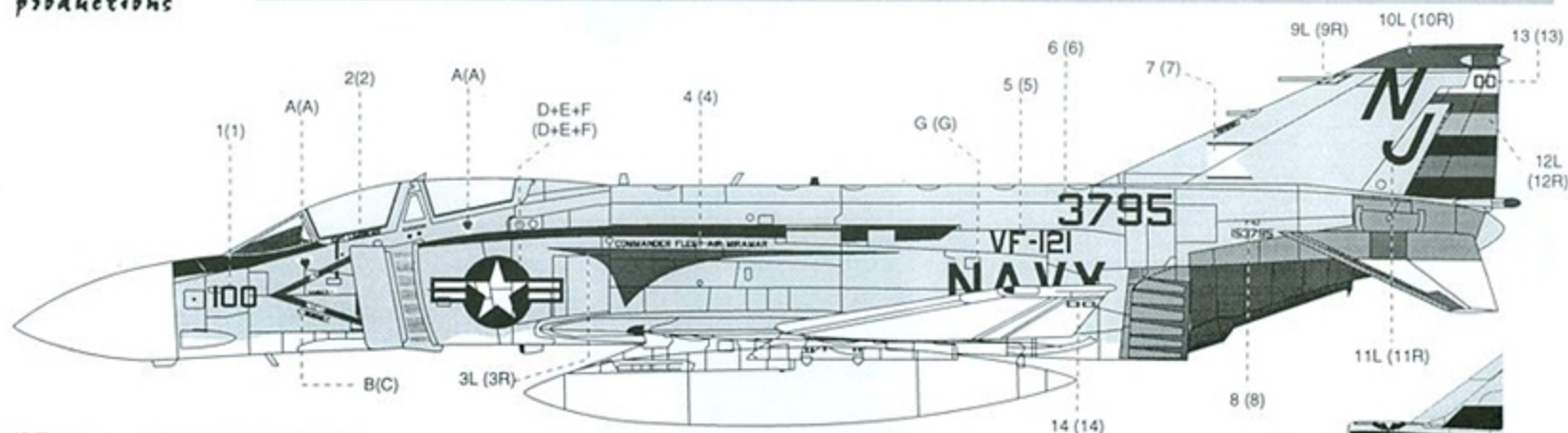
productions

48001

# Phantoms Phorever Pt. 1



# Phantoms Phorever Pt. 1



A/C Type F-4J-29-MC BuNo.153795

Pilot & Unit CAPT Lamoreaux, Commander Fleet Air Miramar, VF-121

Locale & Date NAS Miramar, December 1972

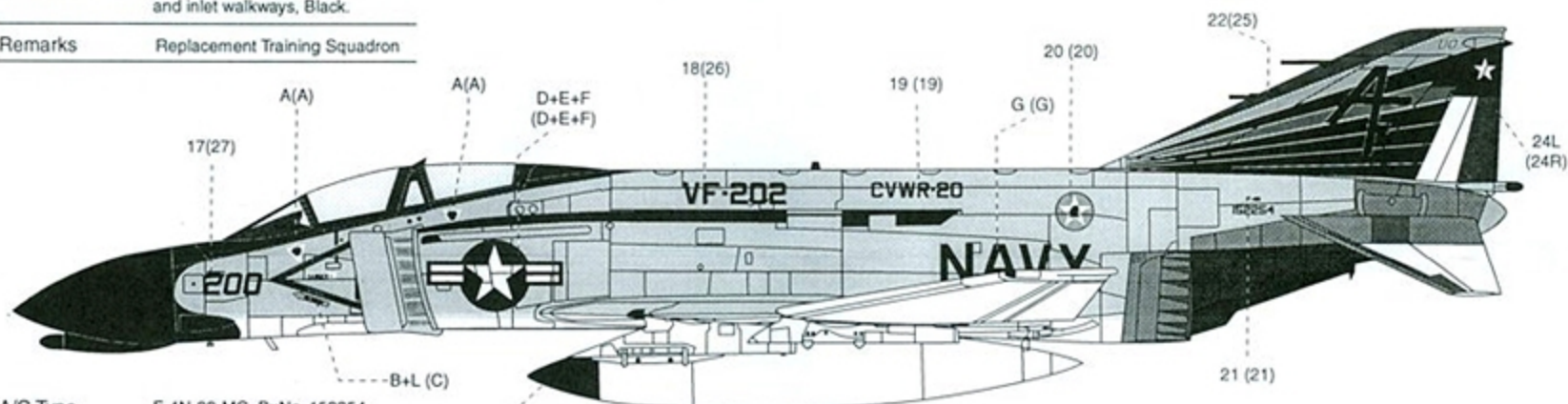
Camouflage & Markings Gull Gray FS36440 over Gloss White FS17875 with Gloss White control flaps, elevons, rudder, and landing gear. Wing and inlet walkways, Black.

Remarks Replacement Training Squadron

Typical Right Side (NJ100 shown)



Upper Surfaces (AF200)



A/C Type F-4N-22-MC BuNo. 152254

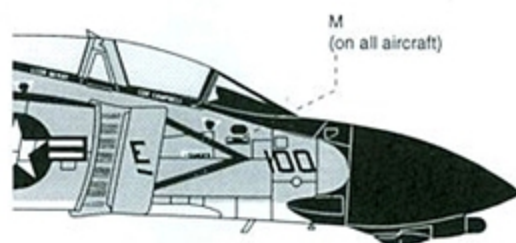
Pilot & Unit CAG, CVWR-20 VF-202

Locale & Date NAS Dallas, TX 1977

Camouflage & Markings Gull Gray FS36440 over Gloss White FS17875 with Gloss White control flaps, elevons, rudder, and landing gear. Black nose and canopy trim. Dark Gray wing and inlet walkways.

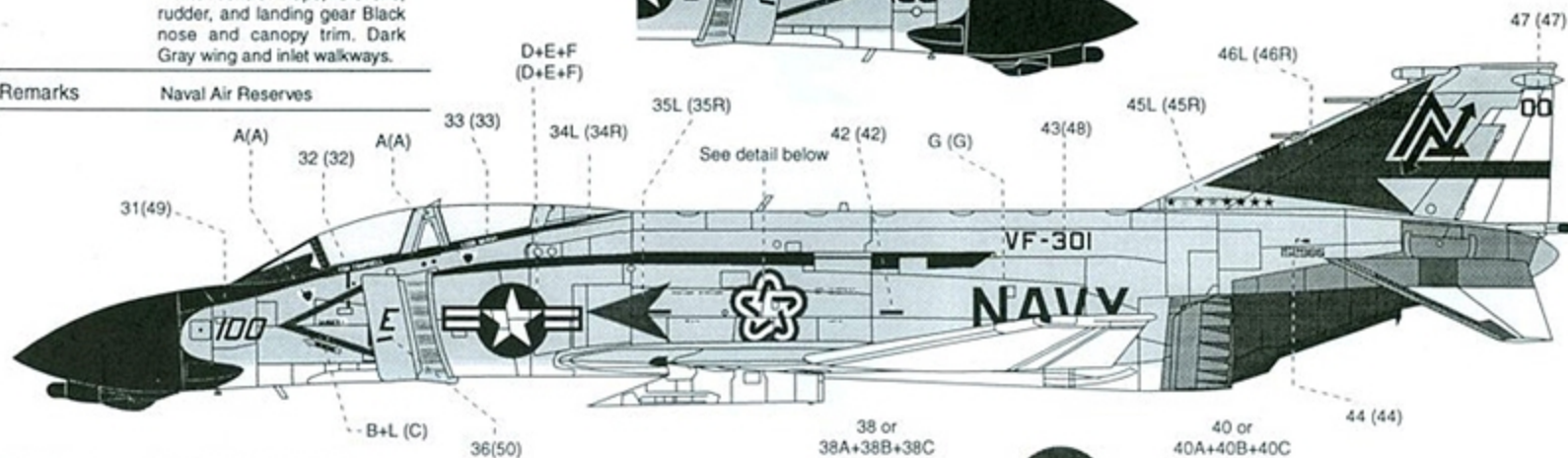
Remarks Naval Air Reserves

Tip of centerline fuel tank black



M (on all aircraft)

Typical Right Nose (ND100 shown)



A/C Type F-4B-25-MC BuNo. 152986

Pilot & Unit CDR Campbell, CAG, CVWR-30 VF-301

Locale & Date NAS Miramar, CA March, 1976

Camouflage & Markings Gull Gray FS36440 over Gloss White FS17875 with Gloss White control flaps, elevons, rudder, and landing gear. Black nose and canopy trim. Dark Gray wing and inlet walkways.

Remarks Bicentennial color scheme



UNITED STATES



OF AMERICA

1776

1076

39 or 39A+39B+39C

41 or 41A+41B+41C

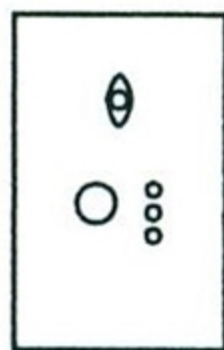
37 Bicentennial design

42

(left side shown; right side, arrow is reversed)



Hasegawa  
F-4B/J Kits



McDonnell  
F-4B/J

**Note:** The forward nose gear door covers in the 1:48th scale Hasegawa F-4B/F-4J kits are incorrect and need to be modified or replaced for these decals to fit properly. The kit landing and CLS lights are too large and too far below the center of the door. The landing light should be .07" (1.8mm) in diameter; the CLS lights diameters should be .02" (.5mm), and the top of the light array should be on the horizontal centerline of the nose gear door. The above drawings are done to 1:48 scale.

If you purchased sheets 48-004 and/or 72020, the BU Number for a/c 2 is 152323 and not 152986x as stated on your instructions. The pilot was not CDR Campbell.

Our apologies for this oversight.