


**LIMITED EDITION!**

CED48070  
CED72070

# Focke-Wulf Fw 190A/D

#2; Fw 190A-5, A-8, and D-9

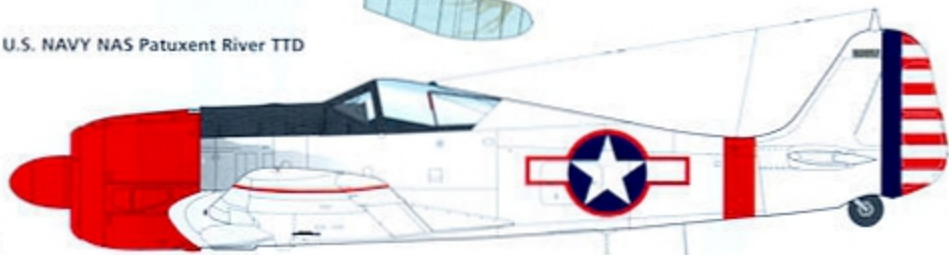


Fw190A-8, unknown unit



Fw190A-8, JG301

Fw190A-5, U.S. NAVY NAS Patuxent River TTD



Fw190D-9, unknown unit

**Recommended kits:**

- 1/48: Tamiya Fw 190F (with Cutting Edge Conversion kit)
- 1/48: Tamiya Fw 190D
- 1/72: Hasegawa Fw 190A
- 1/72: Hasegawa Fw 190D

**Cutting  
Edge**

MODELWORKS

P.O. Box 3956  
Merrifield, VA 22116  
USA

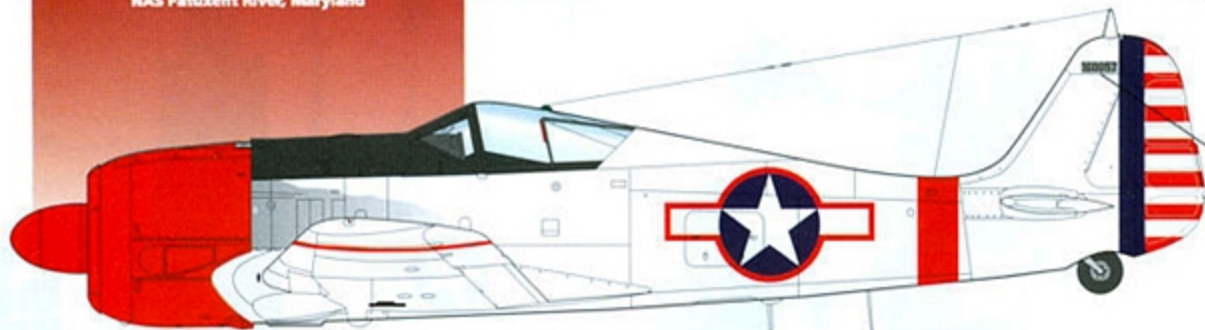
### Fw 190A-5

U.S. NAVY  
Flown by the Tactical Test Division  
NAS Patuxent River, Maryland

# Cutting Edge

CED48070  
CED72070

MODELWORKS



White is painted around the Werk Number

- ANA 509 Insignia Red
- ANA 511 Insignia White
- ANA 502 Insignia Blue

### Fw 190A-8

"Yellow 12," Unknown unit  
1945



Outer wing guns removed



### Fw 190A-8

"White 5," I/JG301  
Wreck found at Fürth, Germany  
1945


### Fw 190D-9

"White 15"  
Unknown unit



Note small amounts of overspray on '15'

- |   |   |   |   |   |   |   |   |   |
|---|---|---|---|---|---|---|---|---|
| RLM 02  | RLM 04  | RLM 23  | RLM 74  | RLM 75  | RLM 76  | RLM 81  | RLM 82  | RLM 83  |
| <span style="display: inline-block; width: 20px; height: 10px; background-color: #808080; border: 1px solid black;"></span> | <span style="display: inline-block; width: 20px; height: 10px; background-color: #FFD700; border: 1px solid black;"></span> | <span style="display: inline-block; width: 20px; height: 10px; background-color: #FF0000; border: 1px solid black;"></span> | <span style="display: inline-block; width: 20px; height: 10px; background-color: #006400; border: 1px solid black;"></span> | <span style="display: inline-block; width: 20px; height: 10px; background-color: #A9A9A9; border: 1px solid black;"></span> | <span style="display: inline-block; width: 20px; height: 10px; background-color: #ADD8E6; border: 1px solid black;"></span> | <span style="display: inline-block; width: 20px; height: 10px; background-color: #8B4513; border: 1px solid black;"></span> | <span style="display: inline-block; width: 20px; height: 10px; background-color: #228B22; border: 1px solid black;"></span> | <span style="display: inline-block; width: 20px; height: 10px; background-color: #006400; border: 1px solid black;"></span> |



A/C #1 'Yellow 12'


A/C #4 'White 15' Uppersurface Option 1



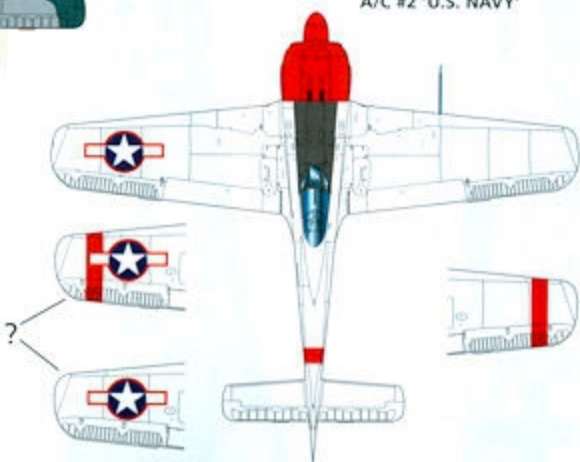
A/C #4 'White 15' Uppersurface Option 2



A/C #3 'White 5'



A/C #2 'U.S. NAVY'



Cutting Edge Modelworks products are available from...

**Meteor**  
  
**Productions**

P.O. Box 3956, Merrifield, VA 22116 USA  
 ☎ 703/591-0652 FAX 703/591-3996  
<http://www.meteorprod.com>

**Write, call, or visit our home page to order our 100+ page catalog of decals, kits, conversions, tools, books, magazines, etc., and we'll send it to you right away!**

## Notes on Specific Aircraft

### ***Fw 190A-8 Yellow 12***

- This extremely interesting A-8 is painted in RLM 74,75 & 76. The fuselage is faded RLM 75 with large, hard edged patches of 74 applied beneath the tactical markings, on the main gear covers, and fin cap. The sliding canopy is overall 74. Please note that the aircraft was found with the outer wing guns REMOVED. The upper port wing was not visible in the available photo, so our depicted camouflage pattern is likely, but conjectural.
- As the lower wing cross was also not visible in our references, we've supplied several styles to choose from.
- We could not see the portion of the spinner spiral that terminates at the rear of the spinner. We've included a little extra length to the spiral decal so some slight trimming of the rear edge may be necessary.

### ***Fw 190A-5 U.S. Navy Tactical Test Division***

- This 190 was captured at Gerbini, Sicily by the 85th FS, 79th FG, USAAF, September 1943.
- The aircraft is overall insignia white with a insignia red cowl, spinner, and stripes. The fuselage and lower port wing had red stripes, and we *believe* the starboard lower wing had them as well. The lower starboard wing was not visible in any photos, but in one photo it appears the beginning of the stripe at the wing's leading edge is evident. We do not know how the stripe would interact with the national insignia, but two suggestions are shown.
- Note paint chipped away along wing upper surfaces.
- The anti-glare panel and propellers appear to have been a flat black color.

### ***Fw 190A-8 White 5***

- This Focke-Wulf has been depicted numerous times as being 'Yellow 5' of JG 5 with Black & Yellow fuselage stripes. This error was due to one of the photos of this aircraft being shot with orthochromatic film, thus making the red stripe look black. Once published as a color profile, the mistake was copied again and again...until now. Cutting Edge has obtained additional photos of this aircraft which clearly show the bands to be red & yellow of JG 301.
- The fuselage mottle was a very 'hazy' application of the two upper surface colors. We've shown it with a third mottle color, RLM 02, as this combination was used quite often. The modeler is the final judge as to the use of RLM 02 as a mottle color.
- As the spinner was not attached when found, there was no way to determine the exact style of spiral for this aircraft. We suggest that the modeler either use the spiral supplied or select one from the Cutting Edge decal sheet CED48050/CED72050 "Fw 190 Spirals."

### ***Fw 190D-9 White 15***

- This Dora is an attractive example of the Luftwaffe's efforts to better conceal their fighters while parked on the ground. Three distinct upper surface colors were used to better hide this D-9, and we've depicted them as being RLM 81, 82, & 83. The upper wings were not visible in our photos, but we've created a likely scheme based on other similarly painted aircraft. Several variations were found as to the treatment of the upper wing crosses when additional colors were added. The first was to simply repaint the cross when finished. The second was to carefully avoid the areas around the cross so as not to get overspray on it. The final variation was to spray right up to the edge, thus getting some overspray on the cross and subduing it.
- Note the *VERY* unusual swastika size, 470mm.