

48-795

PRODUCTS

AeroMaster

The Very Long Range Escorts

"THE IWO JIMA MUSTANGS"

Fancy Art
Part 2



Suggested Kit: Tamiya P-51D Mustang.


The Very Long Range Escorts

"THE IWO JIMA MUSTANGS"

Fancy Art

A/C 1

P-51D-20-NA 44-72518 Flown by Lt. Willie Willis, 462 FS, 506 FG, Iwo Jima, Summer 1945. A/C wears an overall Natural metal finish with Yellow diagonal stripes on the empennage but not on the control surfaces, which were Aluminum doped (see note). This a/c featured an Olive Drab antiglare panel. The name *Dinny B* was on the left side (possibly on both sides) under the shrouded exhaust stacks and several mission markings showed under the left windshield together with the 506 FG badge and the number 615.




Early squadron scheme

Note:

All these a/c had shrouded exhaust stacks, dual Black spine antennas and lower fuselage antennas.

A/c shown in original 462 F.S. colors (stripped tail) but it is unknown if it ever flew combat with this scheme. For sure it did with the all Yellow tail, in the same fashion as a/c 2 of this sheet.




color described by the crew members as a Dk. apple Green

A/C 2

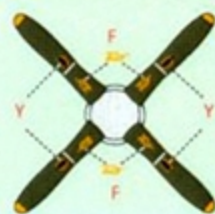
P-51D-20-NA, 457 FS/506 FG, Airfield 3, Iwo Jima, Summer 1945. This highly decorated P-51D (for theatre standards) was shared by Lts. John Winnen and Phil Alston. Named *Hel-eter*, this Natural metal Mustang had an Olive Drab antiglare panel, a beautiful Bunny Rabbit under the cockpit and an all green empennage except for the control surfaces which were Aluminum doped. The right side had the name *Lil-Toddie* in Black letters with Red outline.

A/C 3

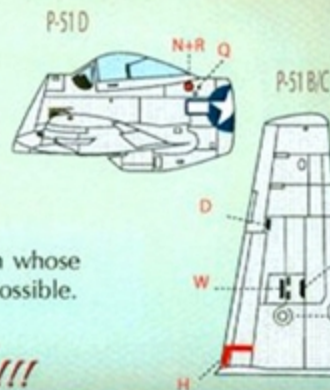
A/C 3 P-51D -15-NA, of the 78 FG/15 FG, Airfield 1, Iwo Jima, April 1945. Flown by Major Jim Vaude Hey, CO of the 78 FS. The Squadron colors of Yellow and Black decorated this a/c's spinner/cowl lip, wing, stabilizers and vertical fin/rudder. The name *Jeanne VIII*, the sqd. Viper, the tac. number 100 and one Japanese victory flag completed the markings of this machine.



If you have suggestions for future subject matter, AeroMaster would like to hear from you. Our goal is to provide high quality, well researched decals of unusual and interesting subjects. We value our customers' input, so if you have specific suggestions or photographs of unusual subject matter which you would be willing to share, please contact us.



Propeller blades Flat Black with Yellow tips.



Our very special thanks to Carl Molesworth whose help and inspiration made this decal series possible.

Thanks Carl!!!