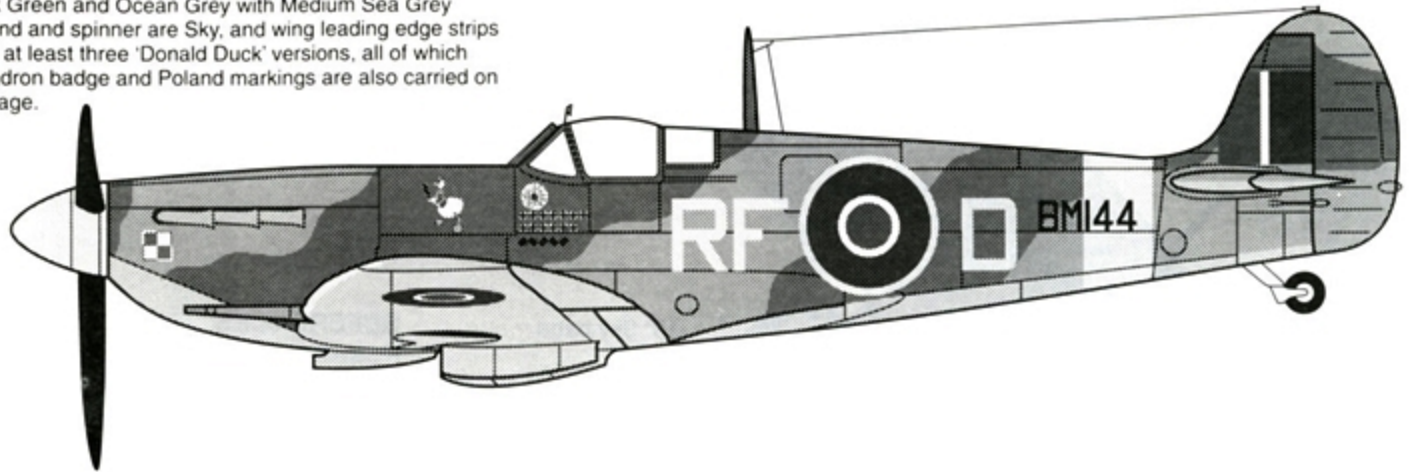
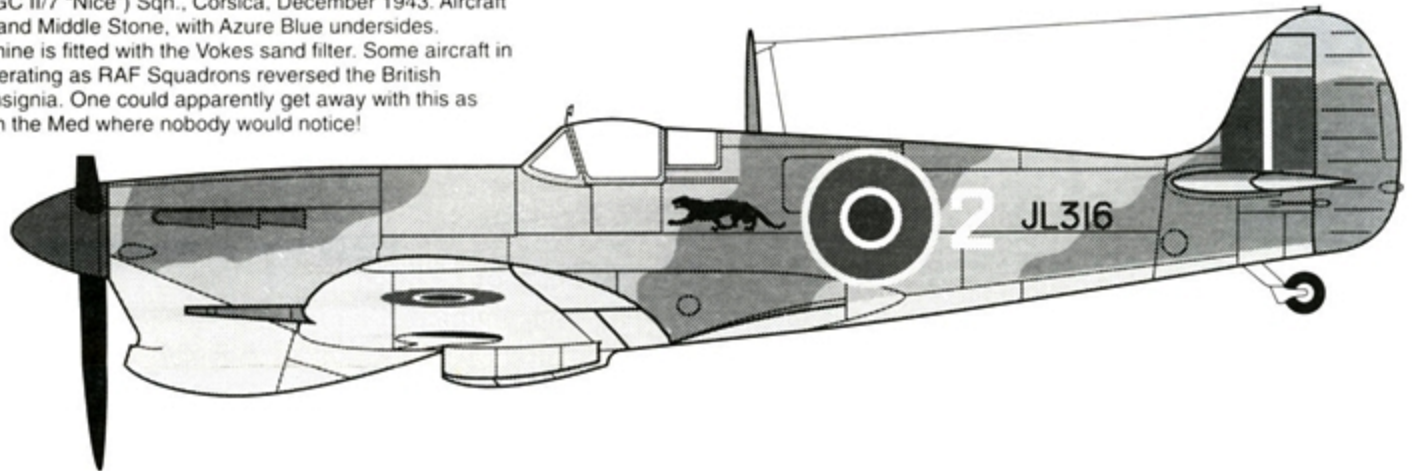


# Spitfire Mk. V

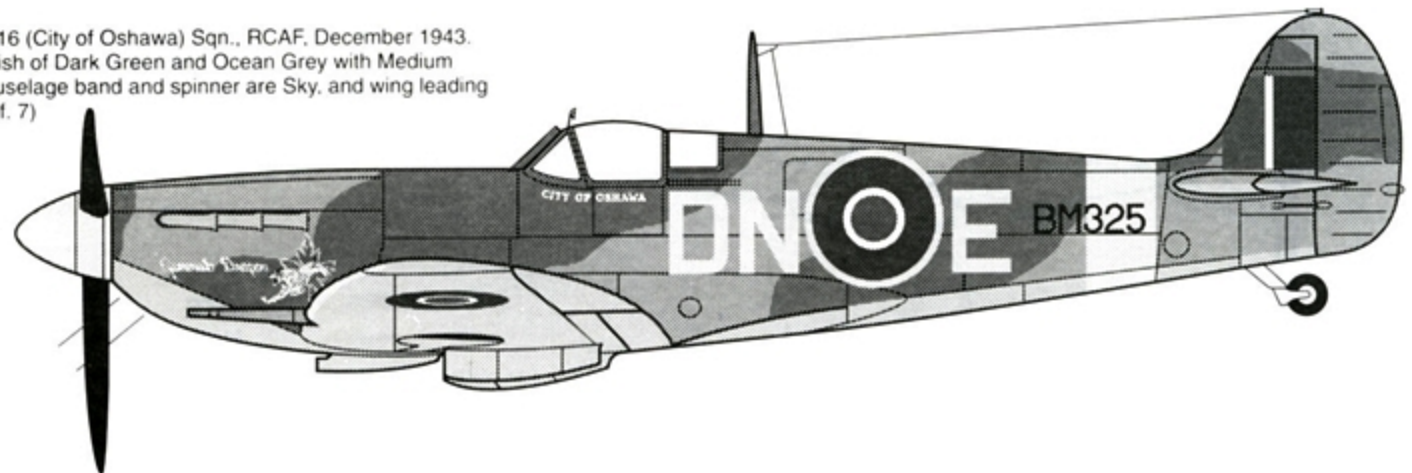
Spitfire VB, BM144, of Sqn Ldr Jan Zumbach, 303 (Kosciuzko) Sqn. Aircraft is in standard finish of Dark Green and Ocean Grey with Medium Sea Grey undersides. Fuselage band and spinner are Sky, and wing leading edge strips are yellow. This is one of at least three 'Donald Duck' versions, all of which differed somewhat. Squadron badge and Poland markings are also carried on the right side of the fuselage. (Refs. 6, 8, 9)



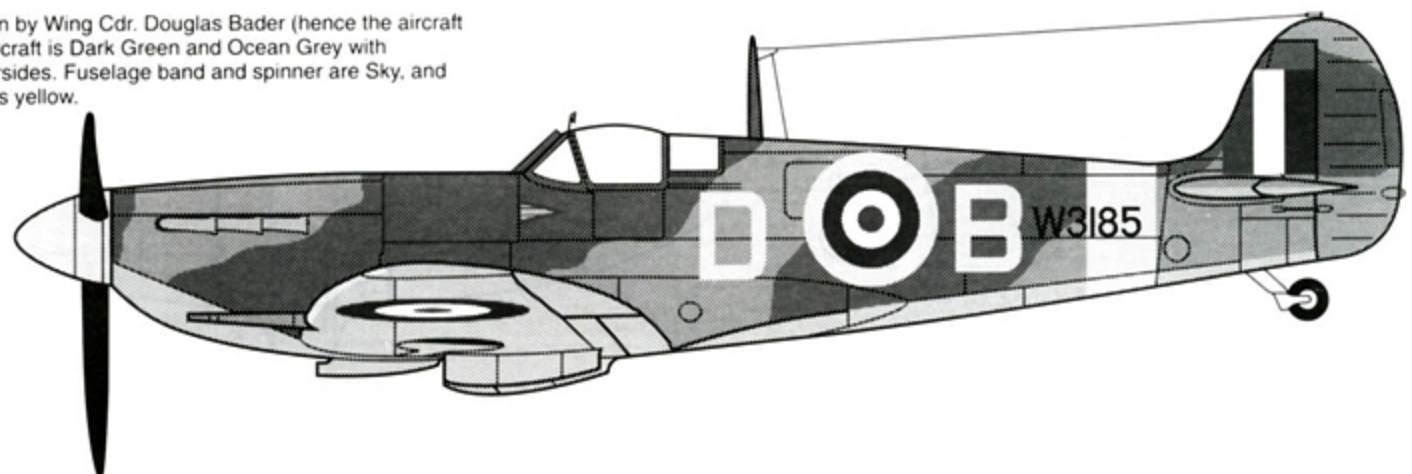
Spitfire VC, JL315,326 (GC II/7 "Nice") Sqn., Corsica, December 1943. Aircraft is finished in Dark Earth and Middle Stone, with Azure Blue undersides. Spinner is red. This machine is fitted with the Vokes sand filter. Some aircraft in the Free French units operating as RAF Squadrons reversed the British colours on the national insignia. One could apparently get away with this as long as you were down in the Med where nobody would notice! (Refs. 5, 10)

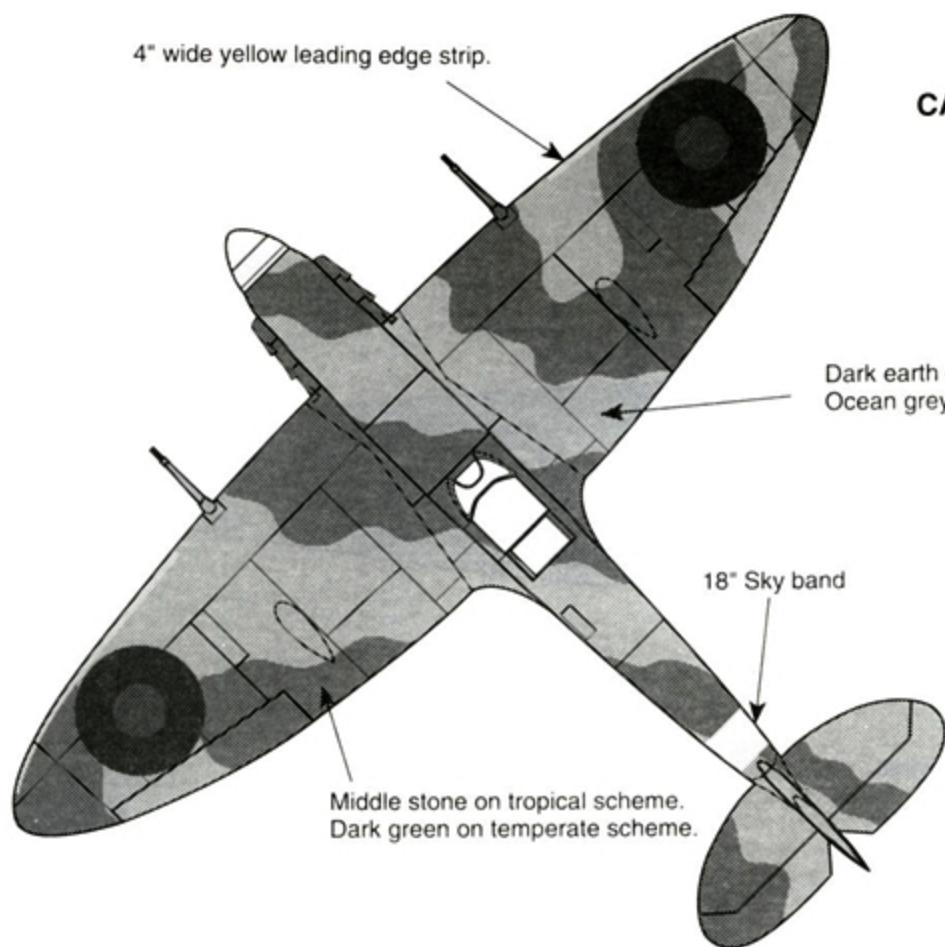


Spitfire VB, BM325, of 416 (City of Oshawa) Sqn., RCAF, December 1943. Aircraft is in standard finish of Dark Green and Ocean Grey with Medium Sea Grey undersides. Fuselage band and spinner are Sky, and wing leading edge strip is yellow. (Ref. 7)



Spitfire VA, W3185, flown by Wing Cdr. Douglas Bader (hence the aircraft codes), August 1941. Aircraft is Dark Green and Ocean Grey with Medium Sea Grey undersides. Fuselage band and spinner are Sky, and wing leading edge strip is yellow. (Refs. 4, 5)





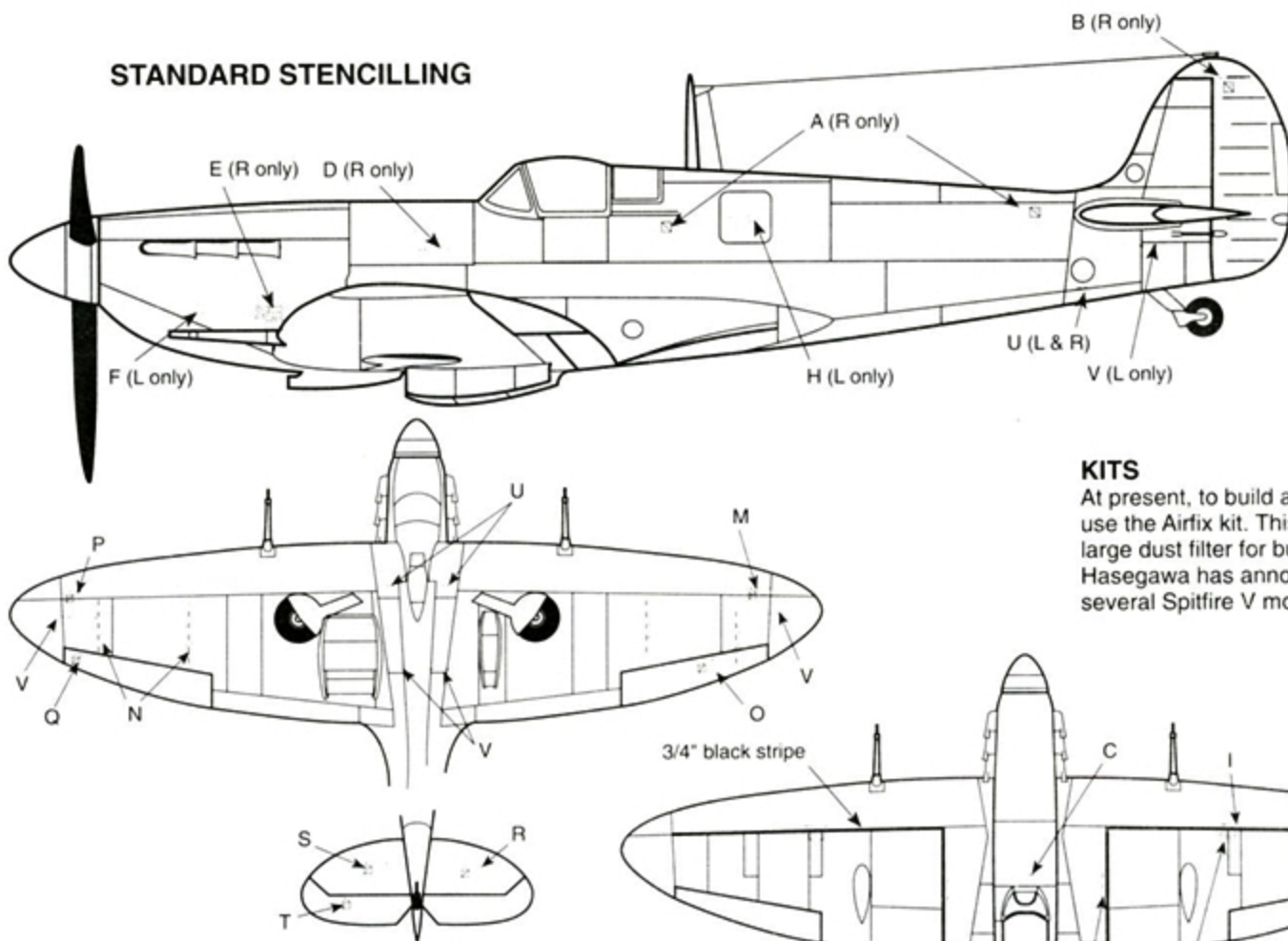
## CAMOUFLAGE PATTERNS

### REFERENCES

A selection of good references for US Spitfires, including those on this decal sheet, include the following works:

- 1 – Supermarine Spitfire, by Peter Moss, Ducimus Books Ltd.
- 2 – Camouflage & Markings No. 1, Supermarine Spitfire
- 3 – Squadron/Signal In Action No. 39, Spitfire
- 4 – Spitfire, by Alfred Price
- 5 – Aircam Aviation Series No. 4
- 6 – Modelling Manual, Supermarine Spitfire Mk.I-XVI
- 7 – 416 Squadron History
- 8 – Godło i barwa w lotnictwie polskim 1939-1945 by T.J. Kowalski
- 9 – Samolot myśliwski Spitfire Mk. I-V, by Choloniewski and Jonca
- 10 – La Vitrine du Maquettiste, X<sup>ème</sup> Anniversaire

## STANDARD STENCILLING



### KITS

At present, to build a 1/48 Spit Mk. V you can use the Airfix kit. This kit also provides the large dust filter for building the tropical variants. Hasegawa has announced future release of several Spitfire V models.