


NASA F-15



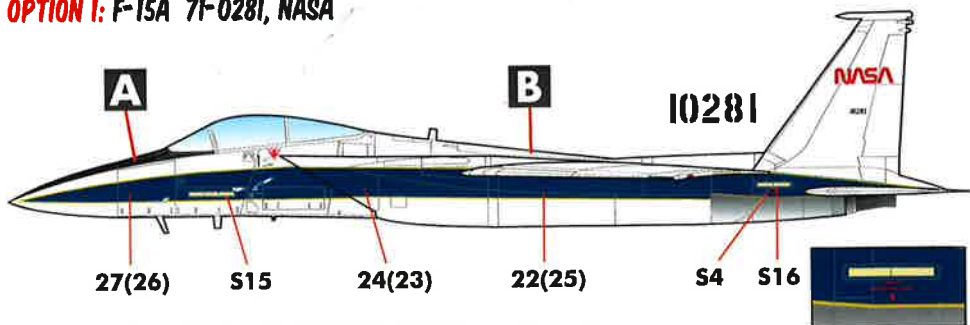
**SEVEN MARKING OPTIONS
FOR F-15 EAGLES IN NASA SERVICE**

1/72 SCALE

DECALS PRINTED BY




OPTION 1: F-15A 71-0281, NASA

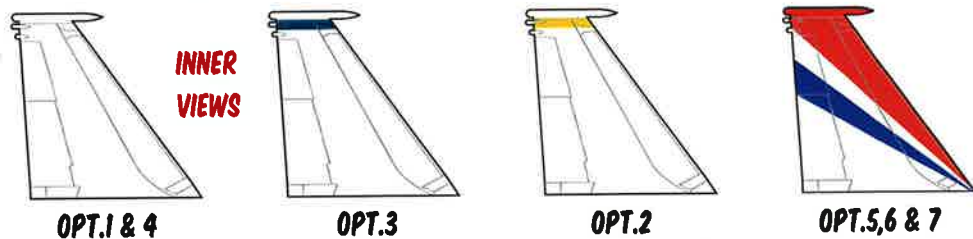


PAINTING YOUR NASA F-15 REQUIRES CAREFUL PLANNING.


THE CURVED SURFACES AT THE WING ROOTS MAKE IT DIFFICULT TO DESIGN DECALS THAT WOULD FIT DIFFERENT KITS. YOU WILL NEED TO MATCH THE BLUE COLOR AND USE THE GOLD STRIPES FOR SOME AREAS ON THE JET. STUDY THE REFERENCE PHOTOS CAREFULLY.



AREA HIGHLIGHTED IN RED WILL BE PAINTED BY YOU. APPLY DECALS AS SHOWN.




OPTION 2: F-15D "897" (N897NA), NASA



THE YELLOW STRIPES ON THE TAILS ALSO EXIST ON THE INNER FACING SIDES OF THE TAILS. USE DECALS 17/18 FOR THESE.

IF YOU CHOOSE TO PAINT THE TAIL STRIPES, USE THE "2ND TO NONE" DECALS PROVIDED.


OPTION 3: F-15D "884" (N884NA), NASA



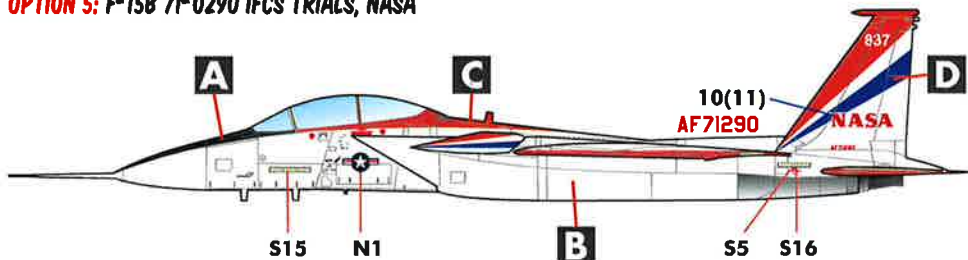
THE BLUE STRIPES ON THE TAILS ALSO EXIST ON THE INNER FACING SIDES OF THE TAILS. USE DECALS 15/20 FOR THESE.

IF YOU CHOOSE TO PAINT THE TAIL STRIPES, USE THE "MR BONES" DECALS PROVIDED.

OPTION 4: F-15B "836", NASA



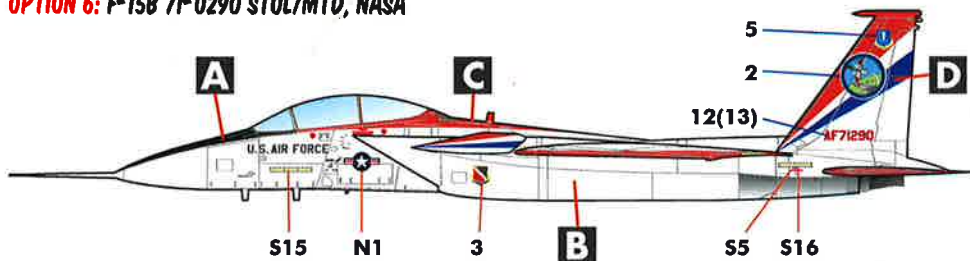
OPTION 5: F-15B 71-0290 IFCS TRIALS, NASA



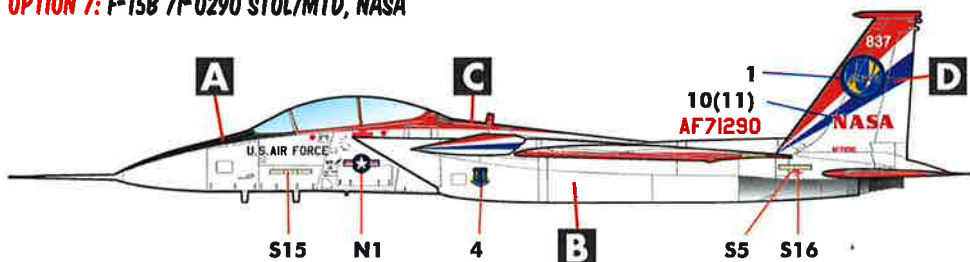
THE ACTIVE/MTD/IFCS AIRCRAFT WILL REQUIRE SIGNIFICANT MODIFICATIONS TO THE KIT AND THESE ARE BRIEFLY EXPLAINED AT THE REFERENCE WEB PAGE. SEE THE LAST PAGE FOR THE ADDRESS.

NOTE THAT THE RED / BLUE AREAS ON THE AIRCRAFT WILL NEED TO BE MASKED AND PAINTED. THESE AREAS ARE TOO LARGE TO BE REPRESENTED BY DECALS.

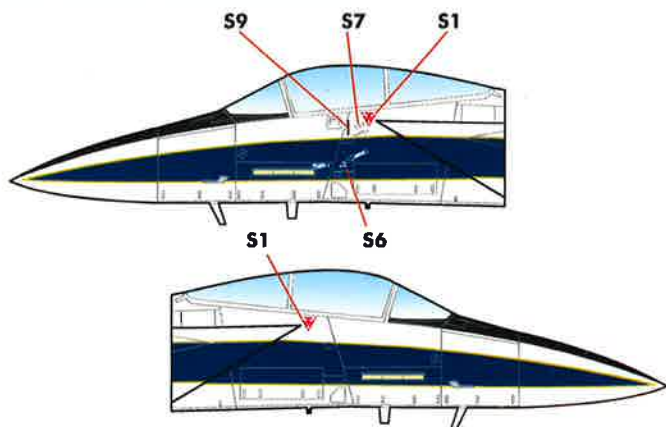
OPTION 6: F-15B 71-0290 STOL/MTD, NASA



OPTION 7: F-15B 71-0290 STOL/MTD, NASA



OPTIONS 1-4: FRONT FUSELAGE STENCILING



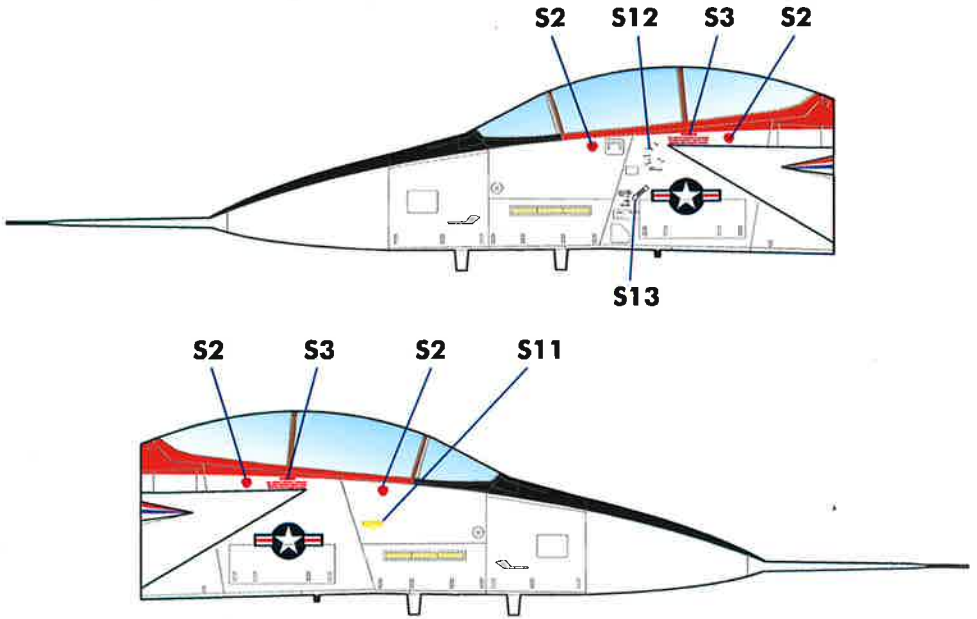
**FOR PHOTOS AND MORE INFORMATION,
VISIT THE REFERENCE PAGE AT:**

[HTTP://WWW.CARACALMODELS.COM/REFERENCES/NASA_FIS](http://www.caracalmodels.com/references/nasa_fis)

- A** FLAT BLACK (FS37038)
- B** GLOSS WHITE (FS17875)
- C** RED (FS11350)
- D** TRUE BLUE (FS15102)

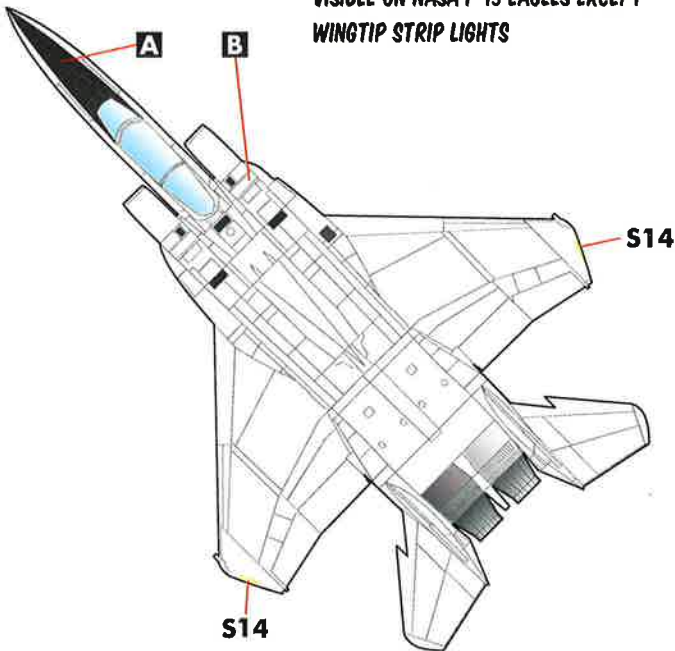
Caracal Models
PO Box 92141
Austin, TX 78709
Info@caracalmodels.com
<http://www.caracalmodels.com>

OPTIONS 5-7: FRONT FUSELAGE STENCILLING



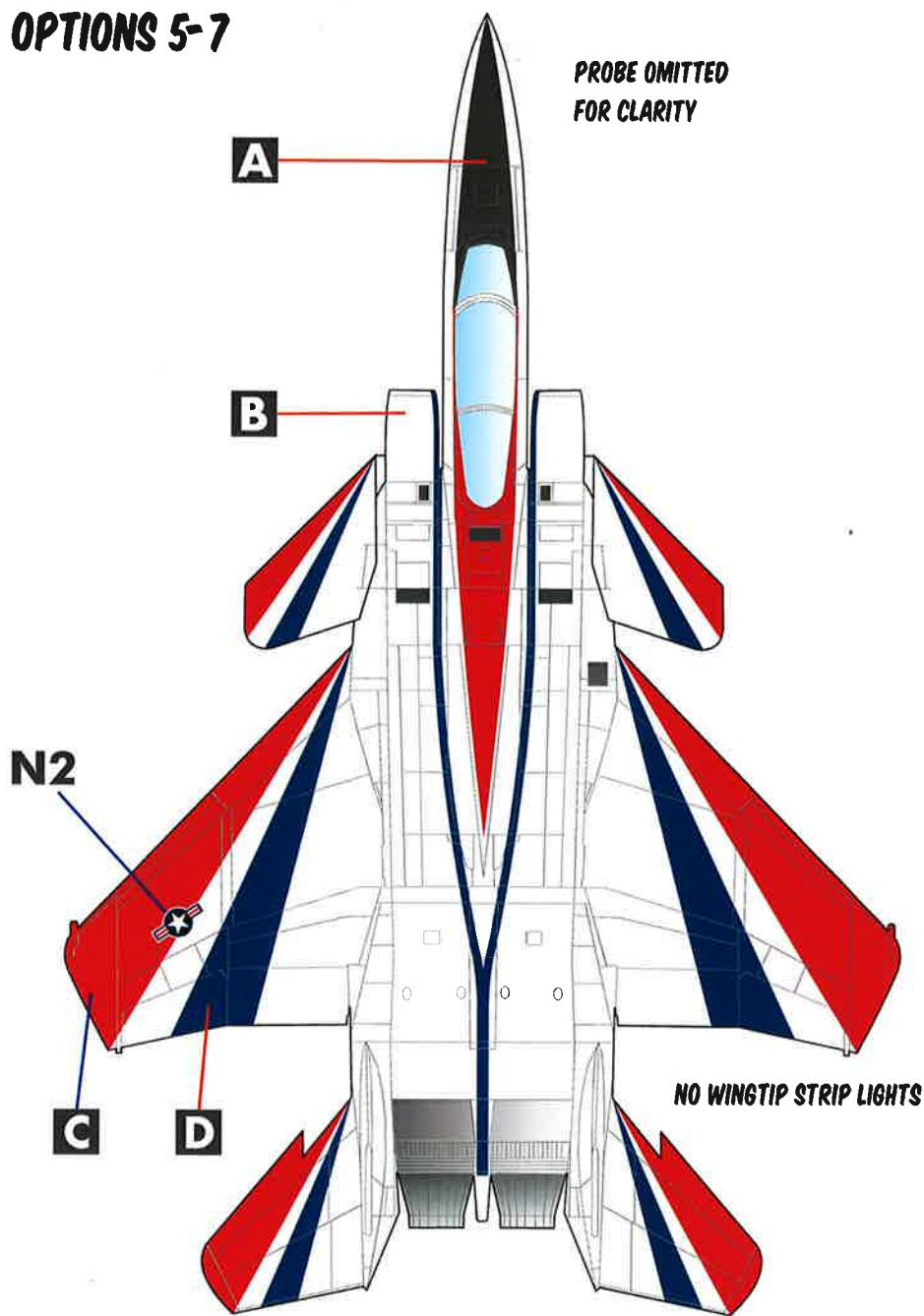
OPTIONS 1-4

NO STENCILLING OR NATIONAL INSIGNIA
VISIBLE ON NASA F-15 EAGLES EXCEPT
WINGTIP STRIP LIGHTS



CARACAL MODELS CD72129
NASA F-15 EAGLE

OPTIONS 5-7



THE NASA WEB SITE HAS MANY HIGH-RESOLUTION PHOTOS OF THE ACTIVE / MTD AIRCRAFT TO HELP YOU WITH CONVERSION AND PAINTING. SEE THE REFERENCE PAGE FOR A LINK.