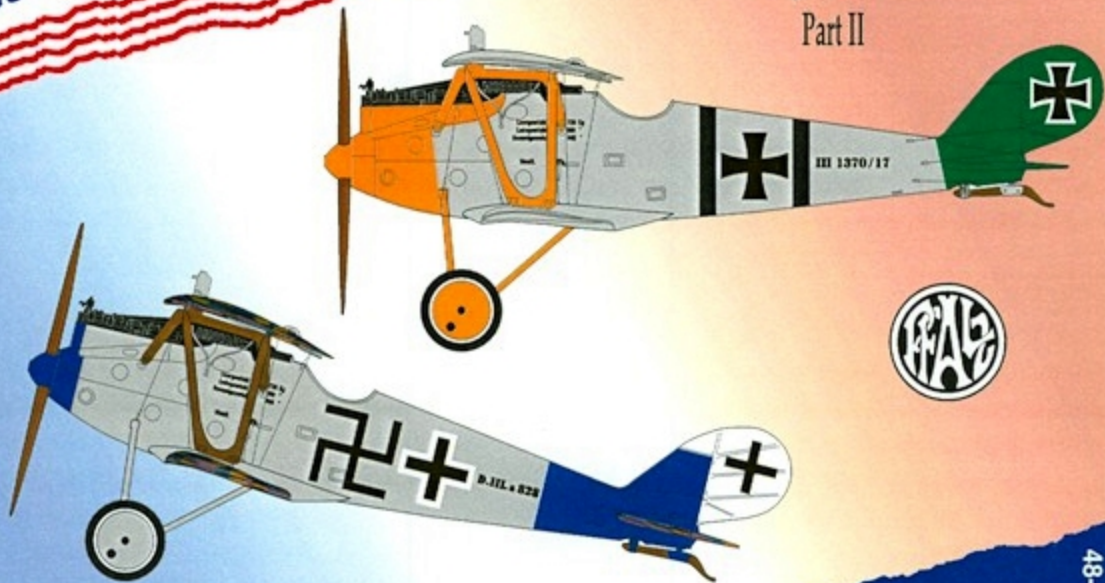


AeroMaster

48-186

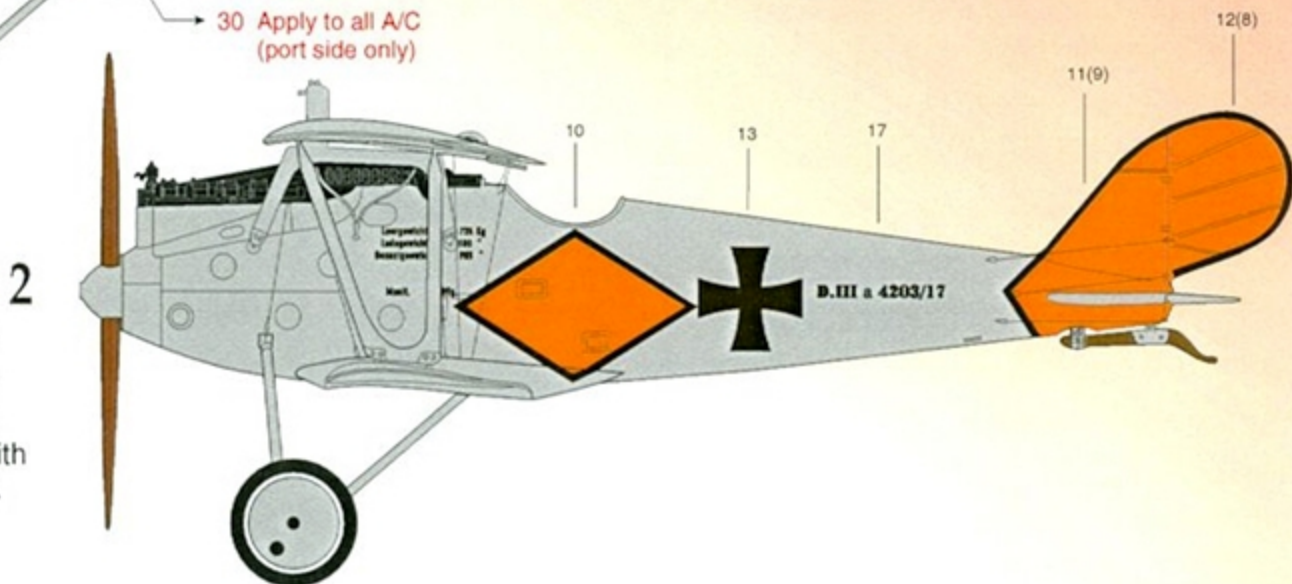
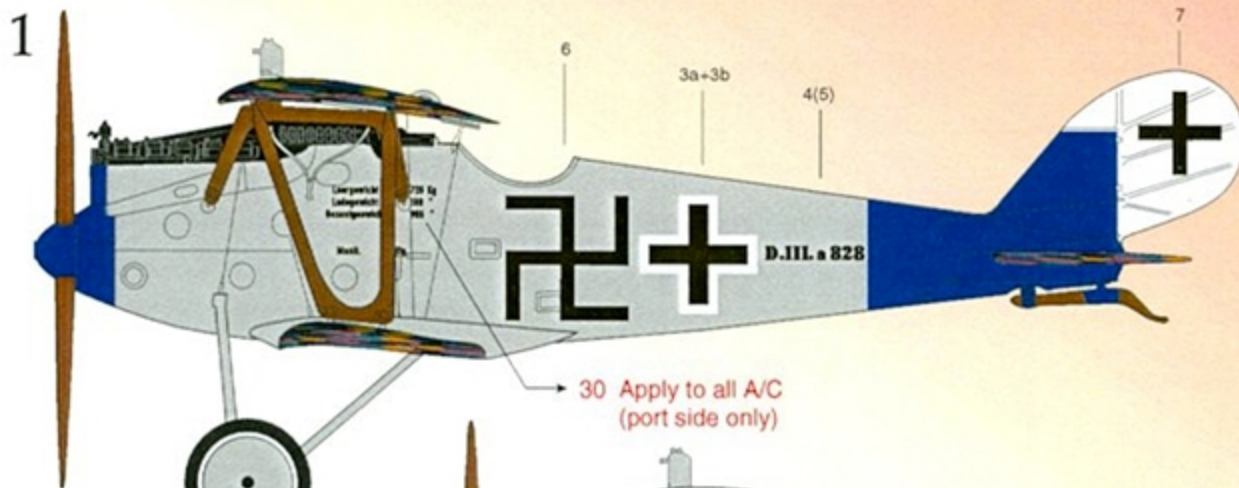
Pfalz Fighter Collection
Part II



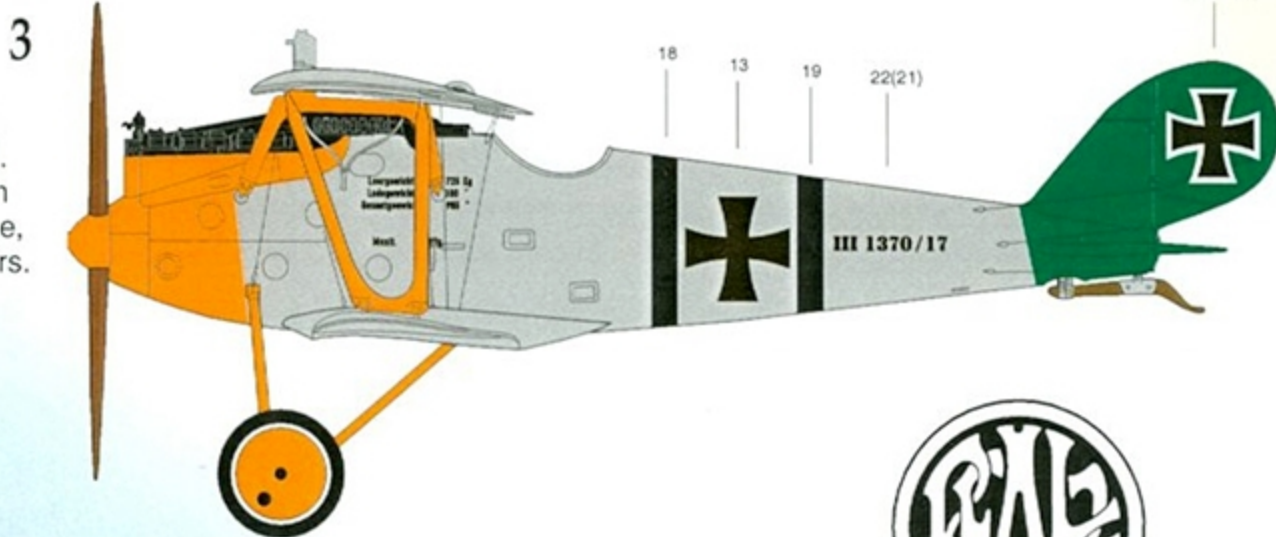
48-186

Part II

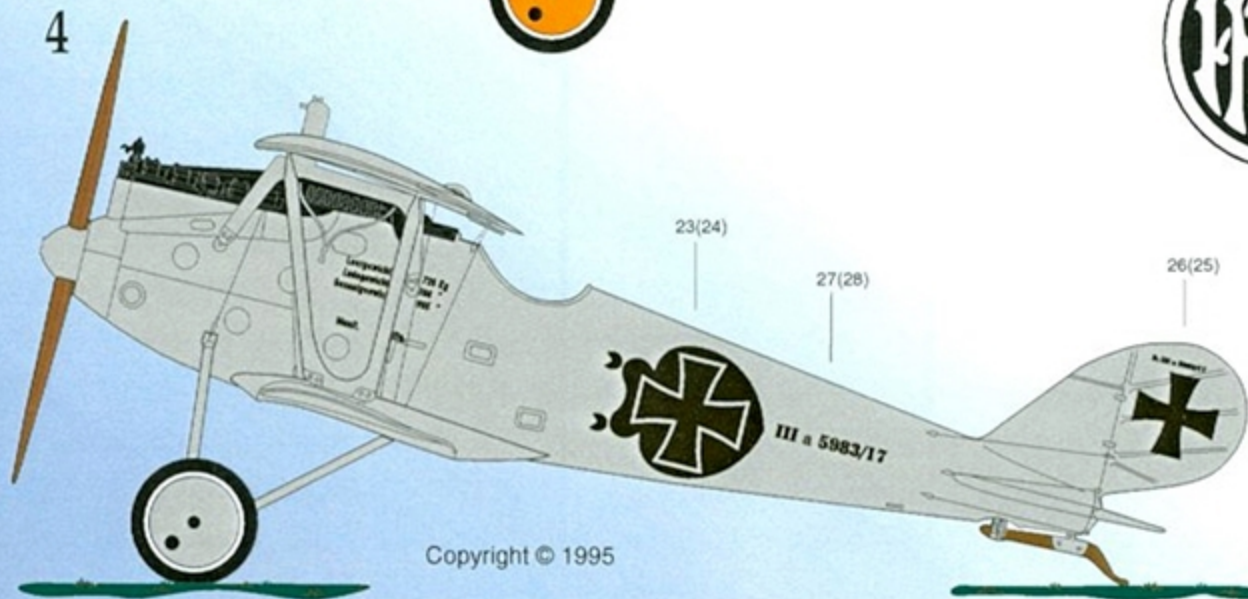
Pfalz D.IIIa 8284/17 possible flown by Vzfw Jakob Pollinger of Jasta 77. Overall Silbergrau with Blue foward cowling and rear fuselage. The wings, horizontal stabilizer and elevator were covered with a 5 color lozenge camouflage fabric.



Pfalz D.IIIa 4203/17 flown by Ltn von der Marwitz of Jasta 30. Overall Silbergrau with Orange & Black trim.




Pfalz D.III 1370/17 of Jagdgeschwader Nr. 1. Overall Silbergrau with Yellow foward fuselage, struts and wheel covers. The empennage was green.



Pfalz D.IIIa 5983/17 of Jasta 31. Overall Silbergrau.

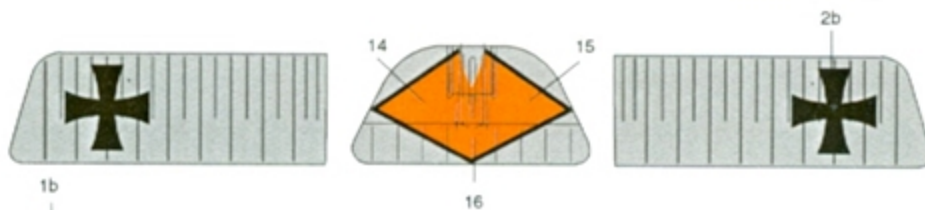
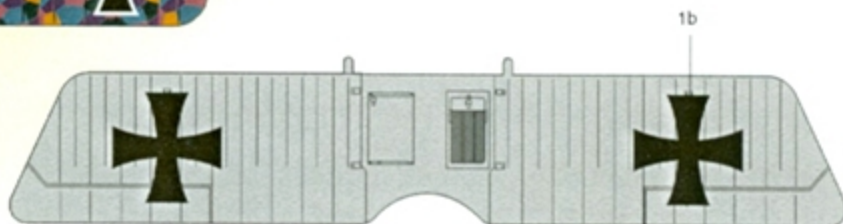
AeroMaster Decals™

Produces these lozenge pattern decals in both 4 and 5 color types and in 1/48 or 1/72 scale. Ask your dealer, or call us for information.




Pfalz D.IIIa 8284/17. The wings, horizontal stabilizers and elevator were covered with a 5 color lozenge pattern fabric.


Pfalz D.IIIa 4203/17. Overall Silbergrau with Orange & Black trim.



Pfalz D.III 1370/17. Silbergrau upper and under surfaces with Green tailplane. Notice small tailplane.



Pfalz D.IIIa 5983/17. Silbergrau upper s and under surfaces.



References:

1. Windsock Datafile 21 — Pfalz D.IIIa, P. Grosz.
2. Von Richthofen's Flying Circus, G. VanWyngarden.
3. HPM Magazine No. 8, 8/94 and No. 9, 9/94.

Suggested Kits:

1. Eduard Pfalz D.III (Decals designed to fit this kit).
2. Glencoe Pfalz D.III.
3. Pegasus Pfalz D.III

If you have suggestions for future subject matter, AeroMaster would like to hear from you. Our goal is to provide high quality, well researched decals of unusual and interesting subjects. We value our customers' input, so if you have specific suggestions or photographs of unusual subject matter which you would be willing to share, please contact:

AeroMaster Decals™
3615 NW 20th Ave • Miami, Florida 33142 • USA