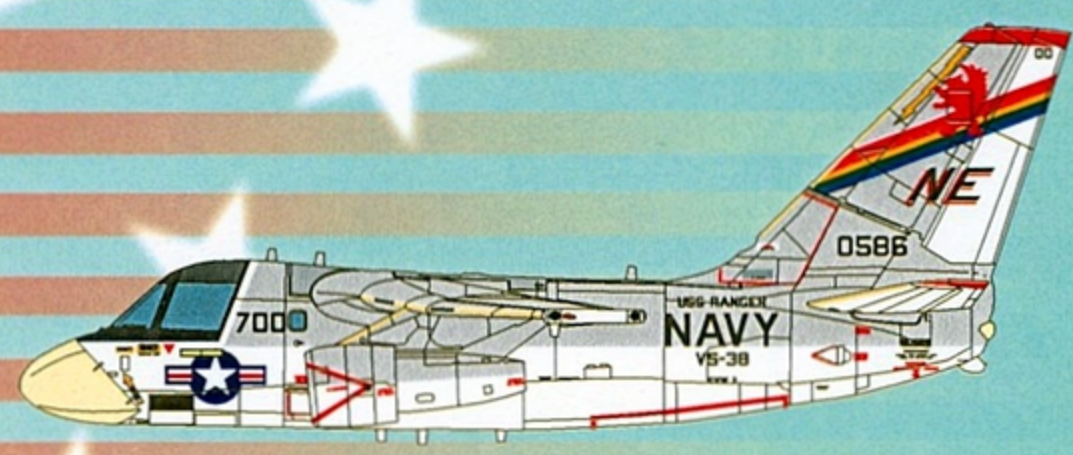




AeroMaster™ PRODUCTS



Vikings of the Fleet.

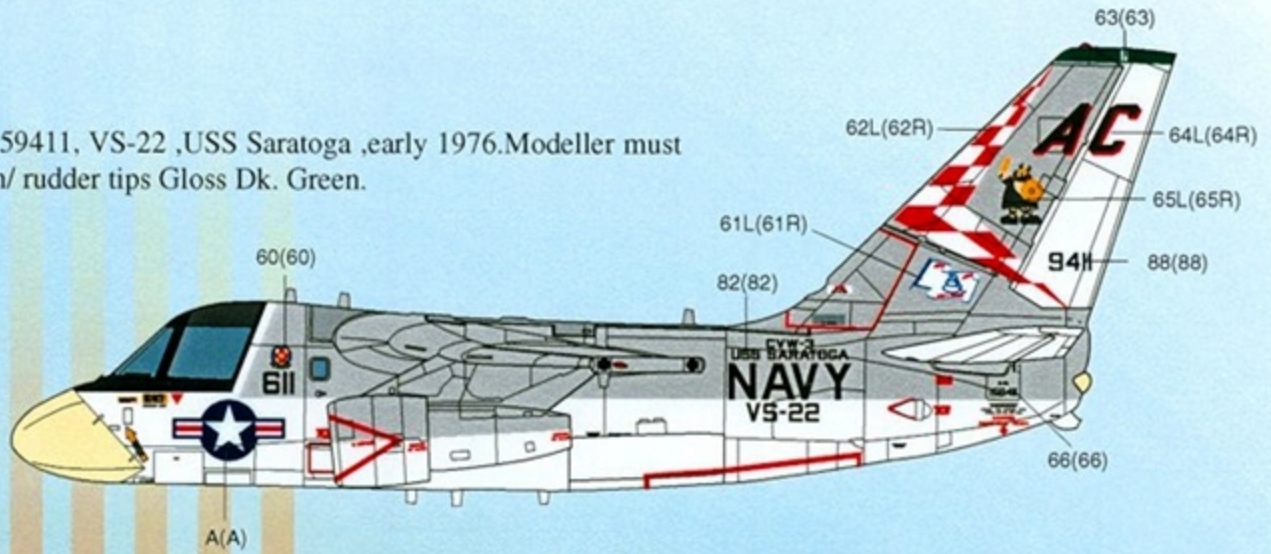
Hi Visibility Pt. II



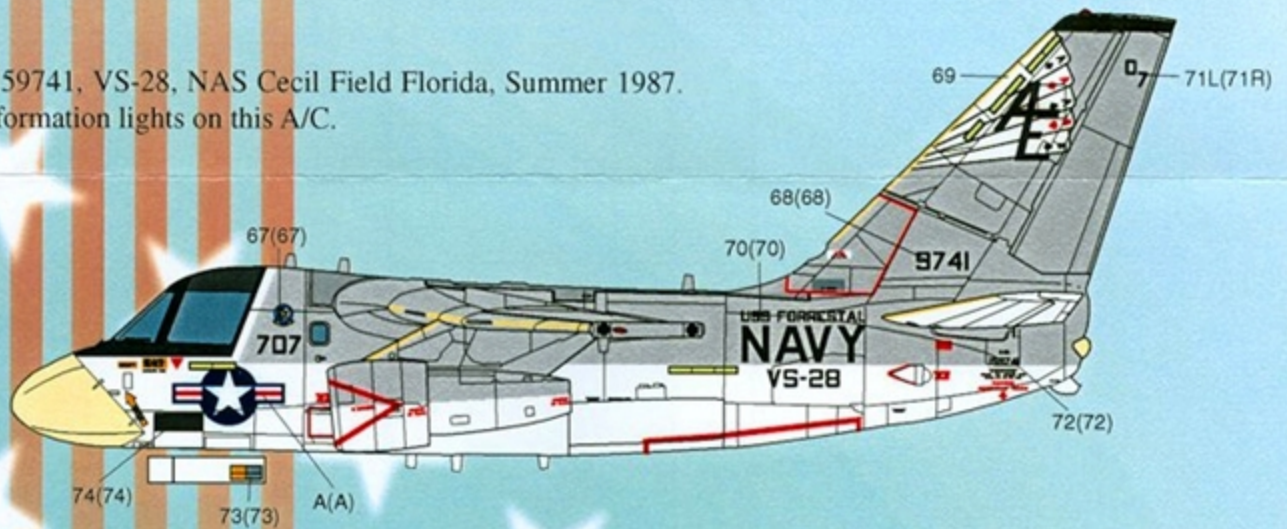
Suggested Kit: Esci/Ertl S-3A Viking



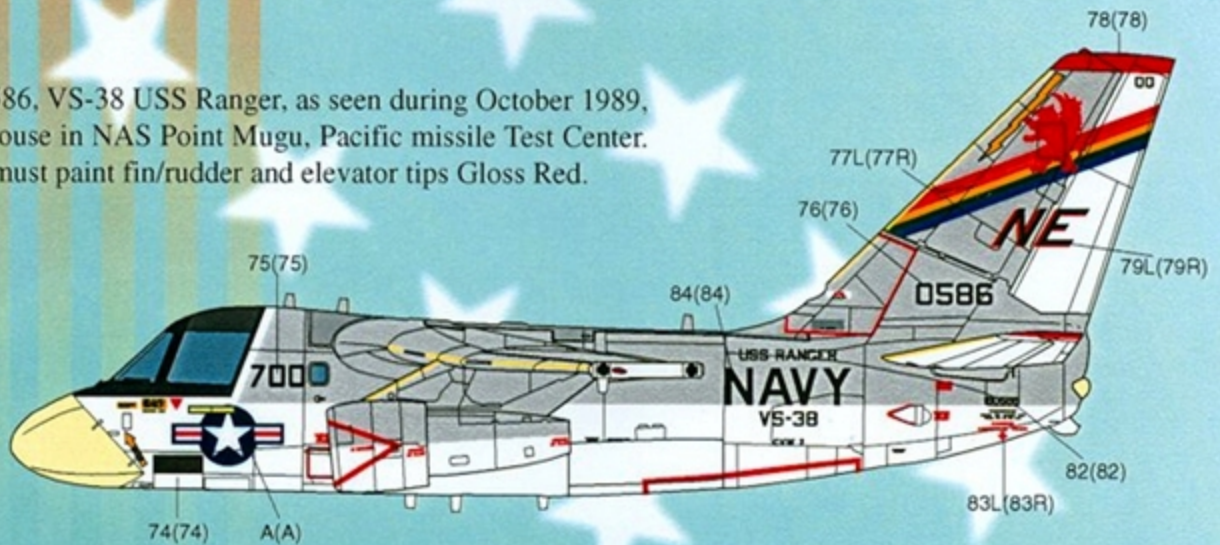
S-3A ,159411, VS-22 ,USS Saratoga ,early 1976. Modeller must paint fin/ rudder tips Gloss Dk. Green.



S-3A 159741, VS-28, NAS Cecil Field Florida, Summer 1987. Notice formation lights on this A/C.


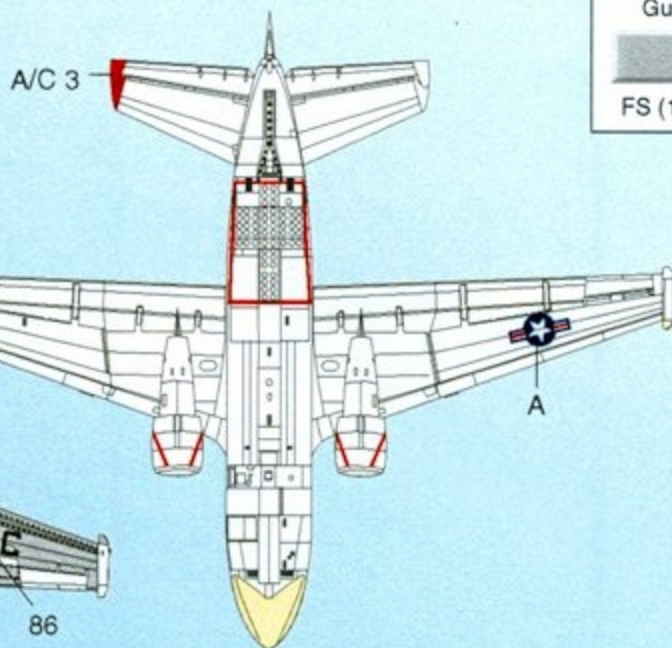
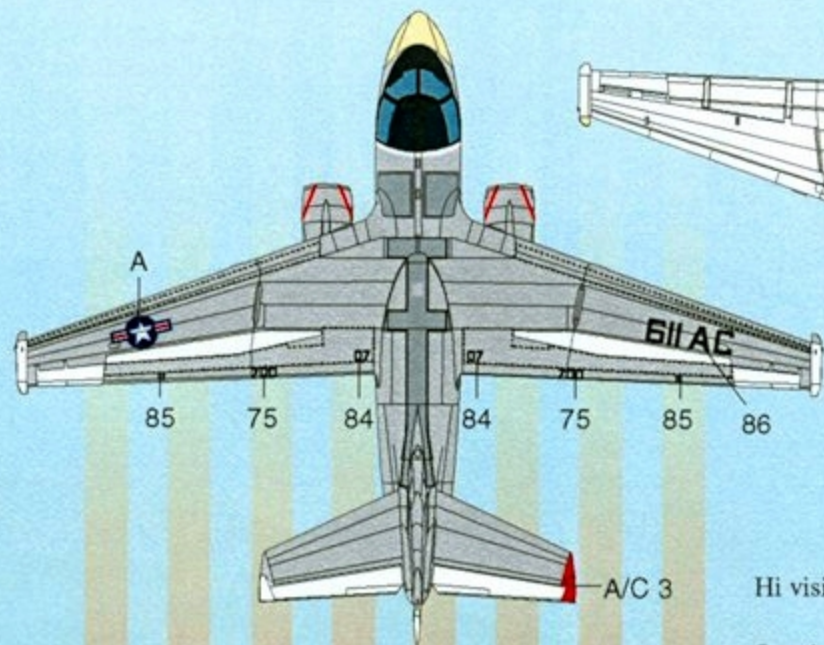


S-3A 160586, VS-38 USS Ranger, as seen during October 1989, at Open House in NAS Point Mugu, Pacific missile Test Center. Modeller must paint fin/rudder and elevator tips Gloss Red.





Hi Visibility stencils for the Viking are available in AMD 148-028



Hi visibility scheme for S-3A Vikings

Standard Hi Visibility scheme consisted of Lt. Gull Gray (FS 36440) and Gloss White. Radome was usually Tan (approximately FS 23695) but Flat Black or White are also common. Antiglare panel, canopy frames and cockpit roof were Flat Black, with a Gloss White band separating the Gull Gray and the Black areas.

AeroMaster Warbird Colors		Acrylics	
1001	Gloss Clear	1013	Black
1002	Semi-Gls Clr	1014	Red
1003	Flat Clear	1015	Blue
1004	Tire Black	1016	Green
1011	Yellow	1056	Lt. Gull Gray
1012	White	1066	Dk. Gull Gray

AeroMaster Warbird Colors		Enamels	
9001	Black	9011	Glaze
9002	White	9012	Flat Clear
9003	Yellow	9013	Semi-Gls Clr
9004	Blue	9014	Gloss Clear
9005	Red	9056	Lt. Gull Gray
9010	Tire Black		

References:

Photos taken & provided by Mr Shuichi Manei, Japan.

Suggested 1:48 Scale Kits:

ESCI/ERTL S-3A Viking

If you have suggestions for future subject matter, AeroMaster would like to hear from you. Our goal is to provide high quality, well researched decals of unusual and interesting subjects. We value our customers' input, so if you have specific suggestions or photographs of unusual subject matter which you would be willing to share, please contact us.