

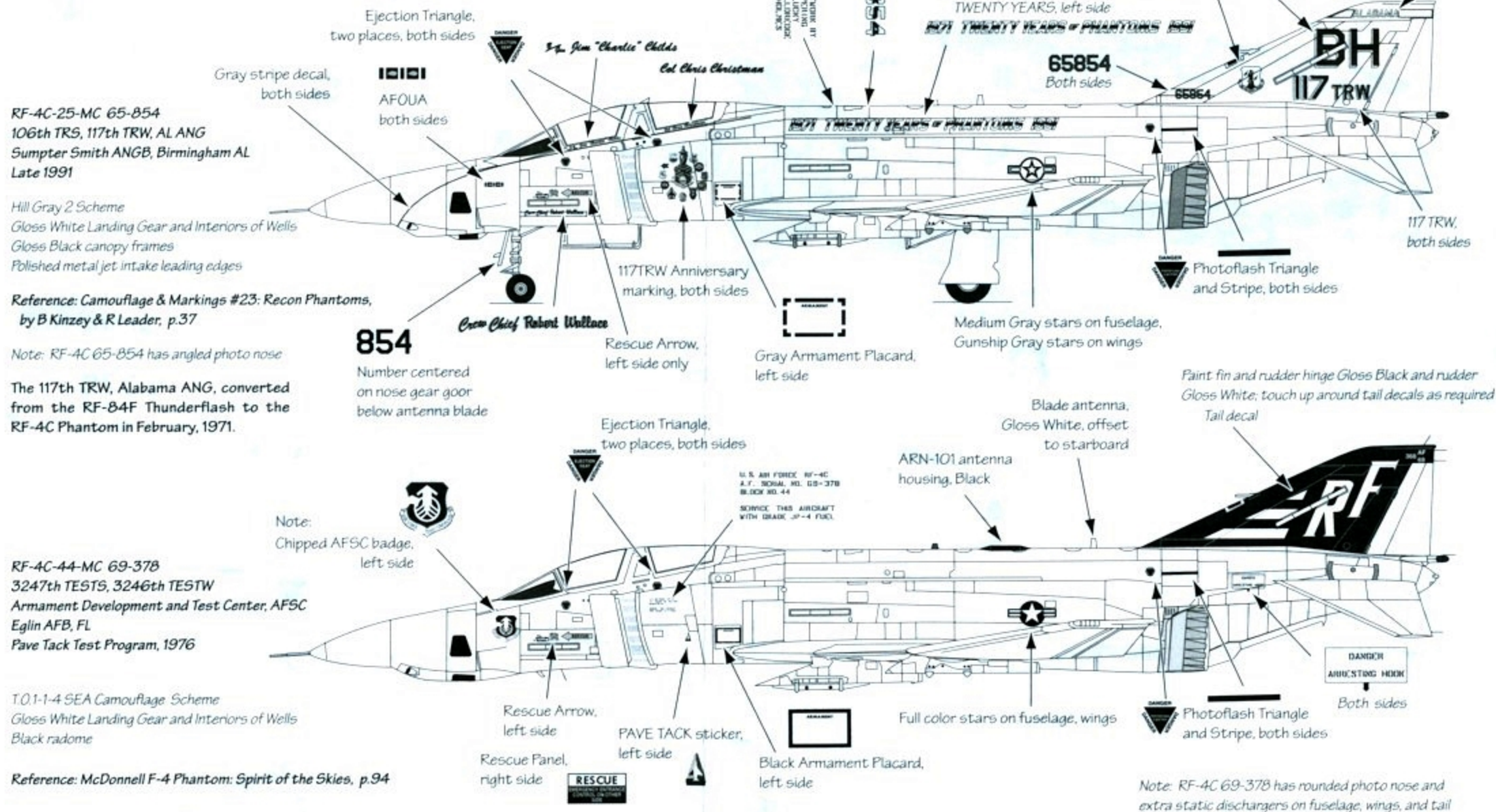
AN
EXPERTS-CHOICE
DECAL

BARE-METAL FOIL CO. • P.O. BOX 82 • FARMINGTON, MI 48332

1/48 SCALE NO. 48-61
SPECIAL RF-4C PHANTOM II: 117th TRW, 3246th TW

There is only one 1:48 scale RF-4C, the Testors/Italeri kit. A more up-to-date RF-4C can be made using any one of a number of aftermarket conversion kits with the Hasegawa F-4C/D kit in 1:48 scale.

Thanks to Don Spring of A.I.R. for the use of his artwork and his help in producing the Alabama ANG 20th Anniversary Phantom.



RF-4C-25-MC 65-854
106th TRS, 117th TRW, AL ANG
Sumpter Smith ANGB, Birmingham AL
Late 1991

Hill Gray 2 Scheme
Gloss White Landing Gear and Interiors of Wells
Gloss Black canopy frames
Polished metal jet intake leading edges

Reference: Camouflage & Markings #23: Recon Phantoms,
by B Kinzey & R Leader, p.37

Note: RF-4C 65-854 has angled photo nose

The 117th TRW, Alabama ANG, converted
from the RF-84F Thunderflash to the
RF-4C Phantom in February, 1971.

854
Number centered
on nose gear door
below antenna blade

RF-4C-44-MC 69-378
3247th TESTS, 3246th TESTW
Armament Development and Test Center, AFSC
Eglin AFB, FL
Pave Tack Test Program, 1976

T.O.1-1-4 SEA Camouflage Scheme
Gloss White Landing Gear and Interiors of Wells
Black radome

Reference: McDonnell F-4 Phantom: Spirit of the Skies, p.94

In April, 1976, RF-4C 69-378, of the 3246th Test Wing at Eglin AFB, Florida, flew a series of contractor flight tests of the new Aeronutronic-Ford PAVE TACK designator pod. Tests were flown out of MCAS El Toro, the base closest to the Aeronutronics facility at Newport Beach, California. After the completion of the test series on a Saturday, all went out to celebrate a bit. When it was time to fly home on Sunday, the Eglin crews discovered that the Marines had painted their Phantom's tail in the same scheme carried by the RF-4Bs of El Toro-based VMFP-3. Needless to say, the scheme did not last long, but it WAS pretty!


Send \$2.50 for a complete list of other beautiful and accurate EXPERT'S CHOICE DECALS and other fine hobby products.

T.O.1-1-4 SEA Camouflage Scheme as applied to RF-4C-44-MC 69-378

Custom Art by
JDMC
Graphics

- | | | | |
|---|--------------------------|---|-----------------|
|  | FS 36118
Gunship Gray |  | Unpainted Metal |
|  | FS 36270
Medium Gray |  | Scorched Metal |

Hill Gray II Color Chart



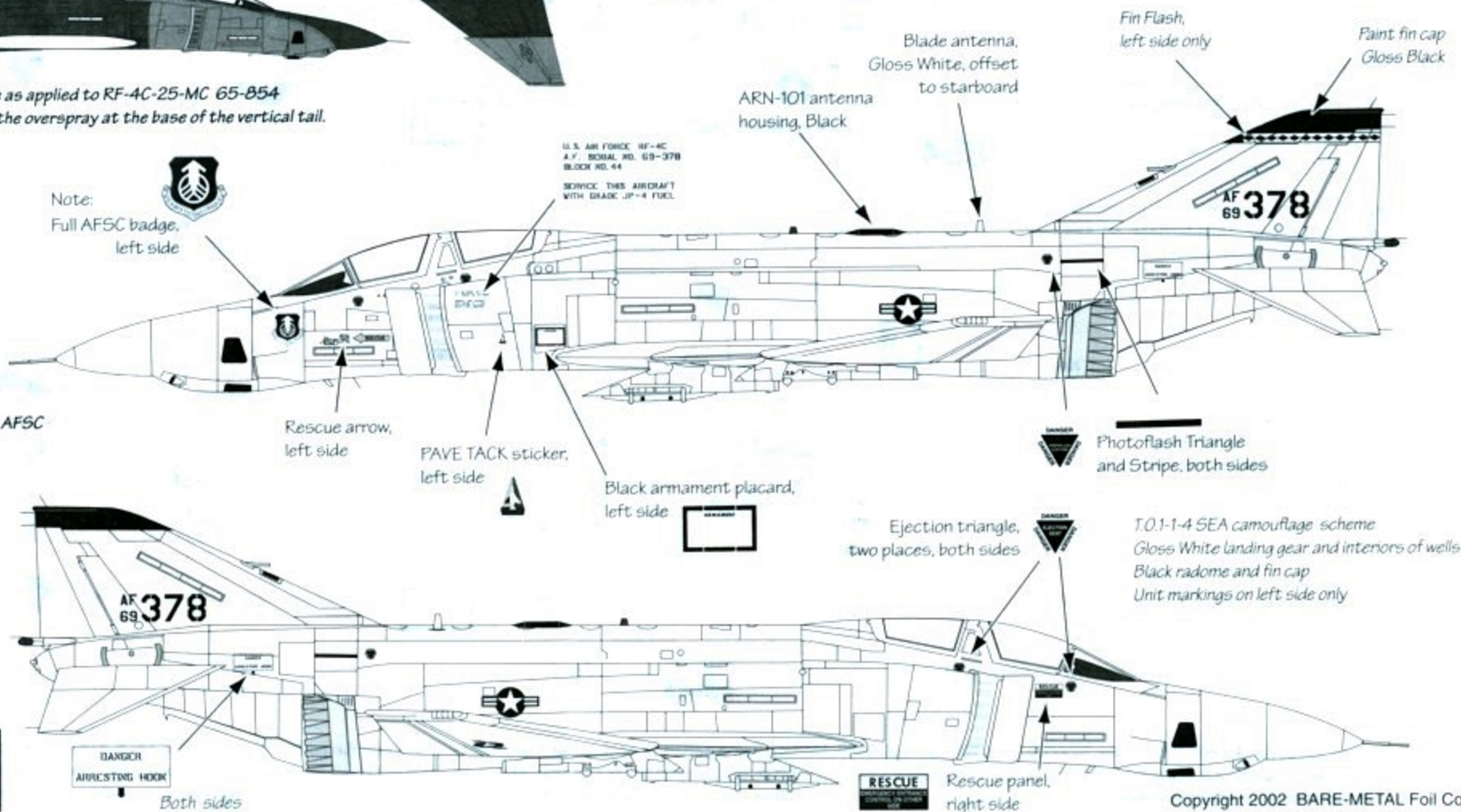
Hill Gray II Scheme as applied to RF-4C-25-MC 65-854
Note the nose flash and the overspray at the base of the vertical tail.

T.O.1-1-4 Southeast Asia Camouflage Color Chart

- | | | | | | |
|---|----------------------------|---|-----------------------------|---|-----------------|
|  | FS 30219
Camouflage Tan |  | FS 34079
Dark Green |  | Unpainted Metal |
|  | FS 34102
Medium Green |  | FS 36622
Camouflage Gray |  | Scorched Metal |

RF-4C-44-MC 69-378
3247th TESTS, 3246th TESTW
Armament Development and Test Center, AFSC
Eglin AFB, FL
Pave Tack Test Program, April, 1976

Before the Marines redecorated it.



Use Bare-Metal Foil to simulate the metal areas. Directions for tinting are included with the foil.