

**LIMITED EDITION!**

CED48087

CED72087

# Luftwaffe Special #2

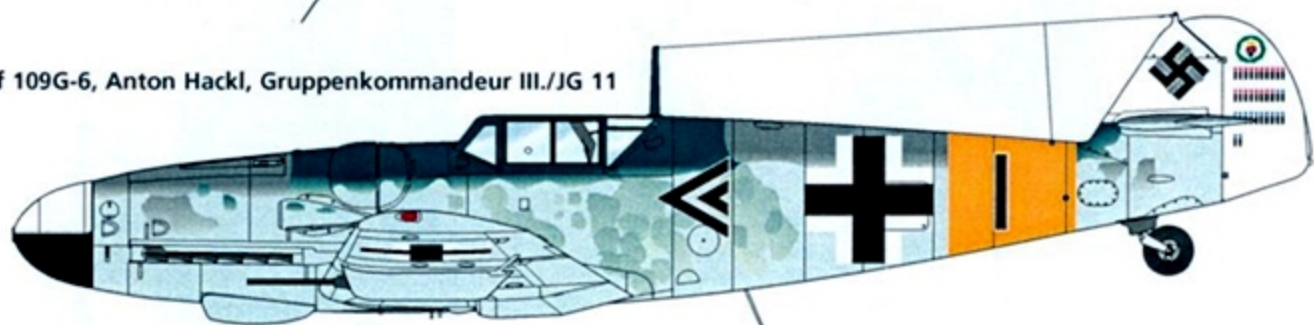


**Bf 109G-6, Bf 109G-10, Me 262A-1a**


Bf 109G-10, KG(J) 6



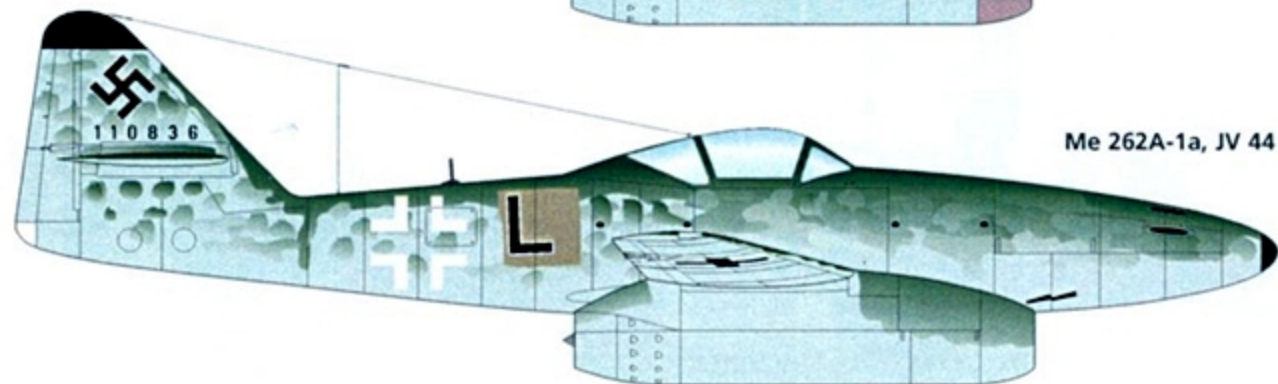
Bf 109G-6, Anton Hackl, Gruppenkommandeur III./JG 11



Me 262A-1a, I./KG 54



Me 262A-1a, JV 44



Recommended kits:

- 1/48: Hasegawa Bf 109G-6 series  
Fujimi Bf 109G-10 series  
DML/Trimaster Me 262A
- 1/72: Hasegawa Bf 109G-6 series  
Monogram/Revell Bf 109G-10  
Hasegawa Me 262A

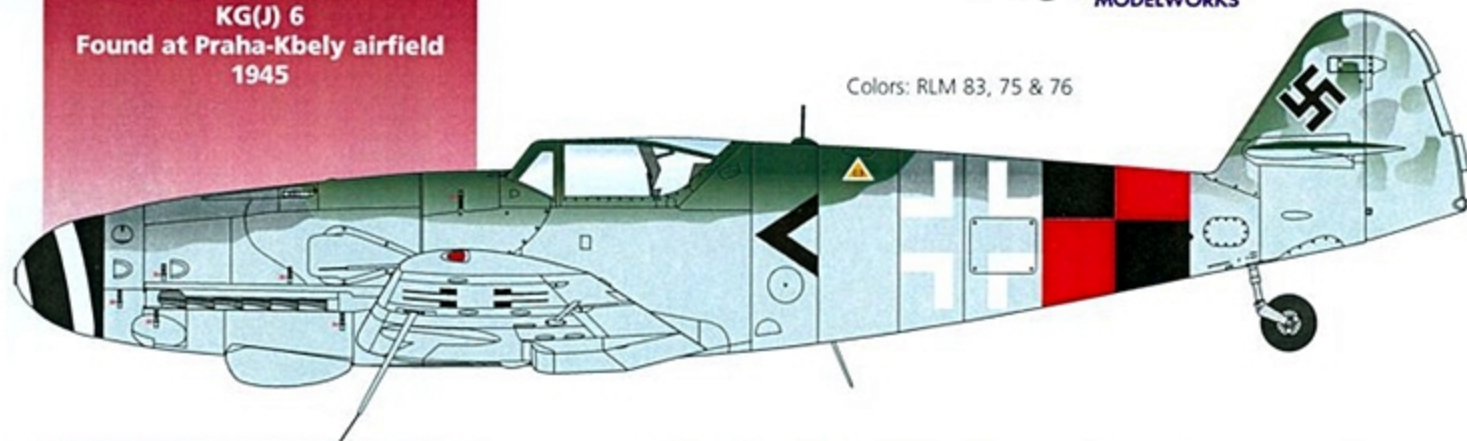
**Cutting  
Edge**

MODELWORKS

P.O. Box 3956  
Merrifield, VA 22116  
USA

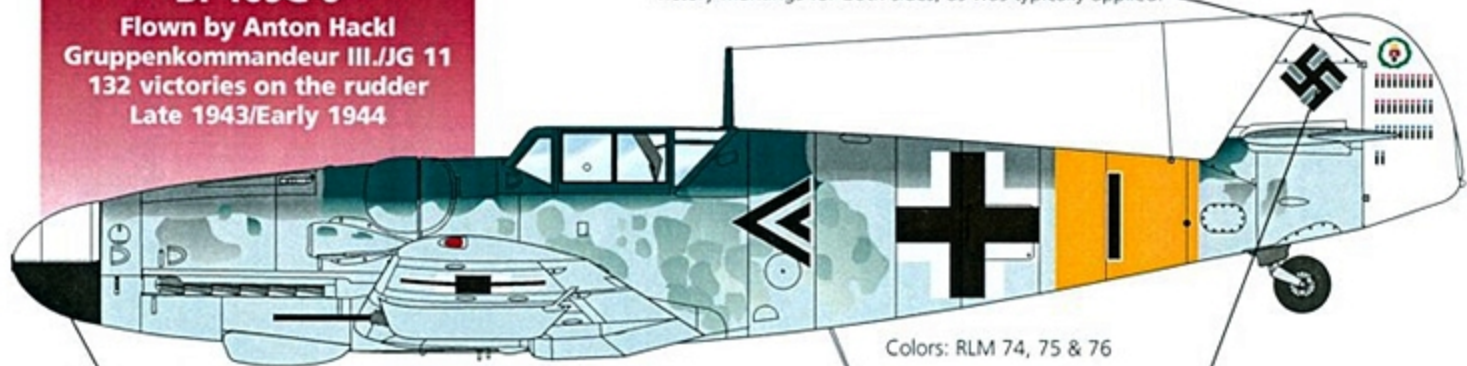


**Bf 109G-10**  
KG(J) 6  
Found at Praha-Kbely airfield  
1945



Colors: RLM 83, 75 & 76

**Bf 109G-6**  
Flown by Anton Hackl  
Gruppenkommandeur III./JG 11  
132 victories on the rudder  
Late 1943/Early 1944



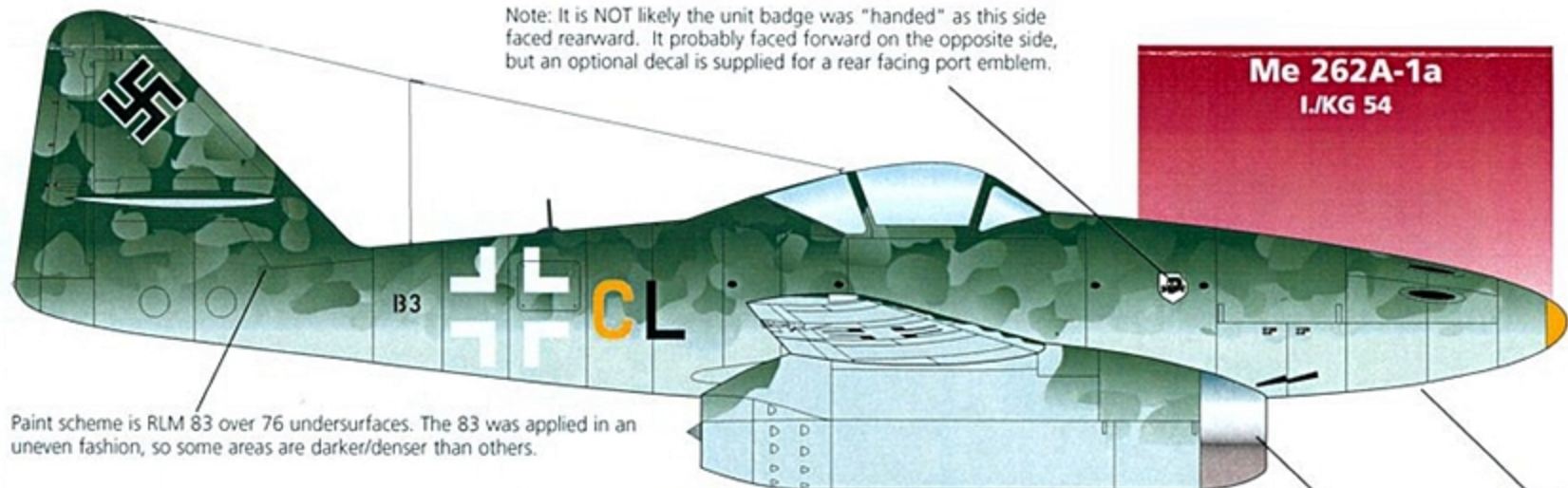
No known photos show the starboard side of the rudder. We have included victory markings for both sides, as was typically applied.

Colors: RLM 74, 75 & 76

Spinner colors have soft sprayed edges. In keeping with typical application, we believe the proportions for the sections are 2/3 black and 1/3 white

See the insert page for special instructions regarding swastika placement

Note: It is NOT likely the unit badge was "handed" as this side faced rearward. It probably faced forward on the opposite side, but an optional decal is supplied for a rear facing port emblem.



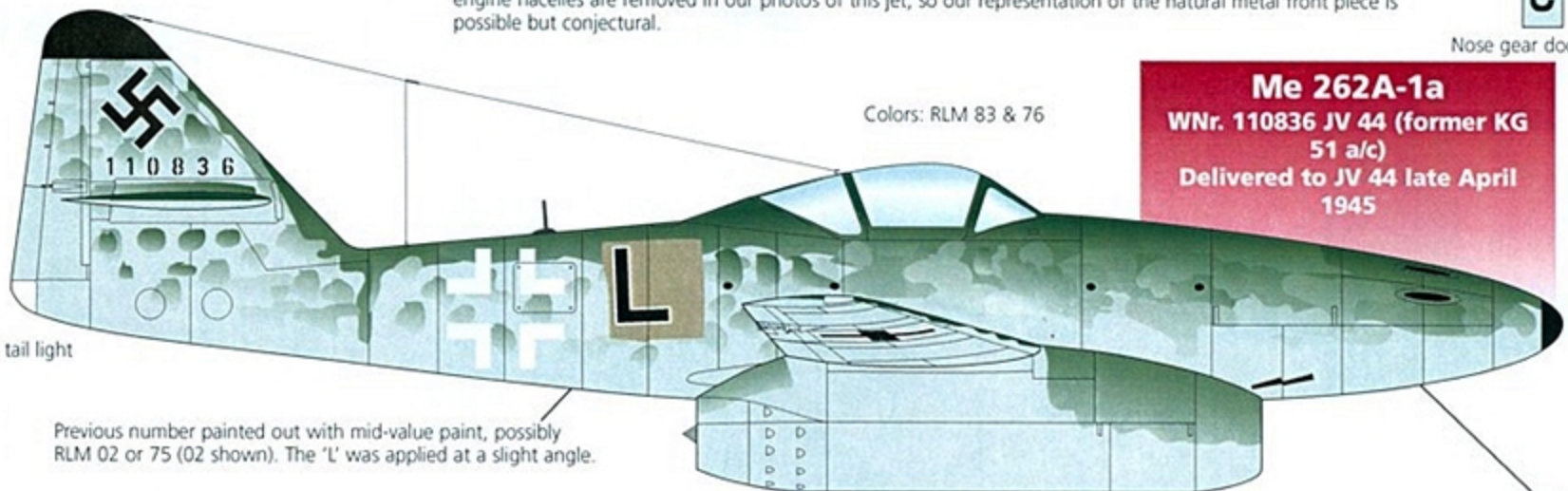
**Me 262A-1a**  
I./KG 54

Paint scheme is RLM 83 over 76 undersurfaces. The 83 was applied in an uneven fashion, so some areas are darker/denser than others.

Several documented KG 54 Me 262s had one or both engine front sections in unpainted natural metal. The engine nacelles are removed in our photos of this jet, so our representation of the natural metal front piece is possible but conjectural.

C

Nose gear door



**Me 262A-1a**  
Wnr. 110836 JV 44 (former KG 51 a/c)  
Delivered to JV 44 late April 1945

Colors: RLM 83 & 76

Early tail light

Previous number painted out with mid-value paint, possibly RLM 02 or 75 (02 shown). The 'L' was applied at a slight angle.


L

Nose gear door

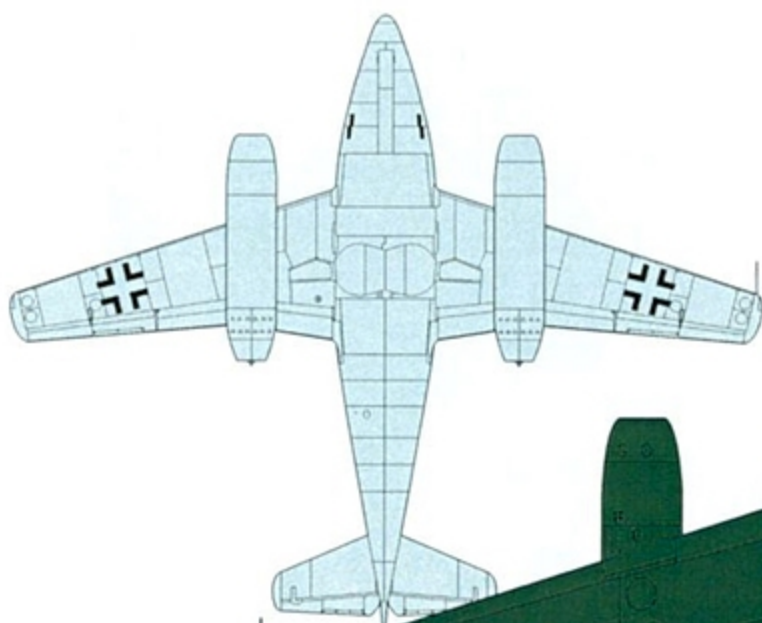




Scheme for Hackl's Bf 109G-6



Typical scheme for Bf 109G-10



Factory markings placement for Me 262A



Cutting Edge Modelworks products are available from...



P.O. Box 3956, Merrifield, VA 22116 USA  
☎ 703/971-0500 FAX 703/971-8111  
[www.meteorprod.com](http://www.meteorprod.com)

Write, call, or visit our home page to order our 120+ page catalog of decals, kits, conversions, tools, books, magazines, etc., and we'll send it to you right away!