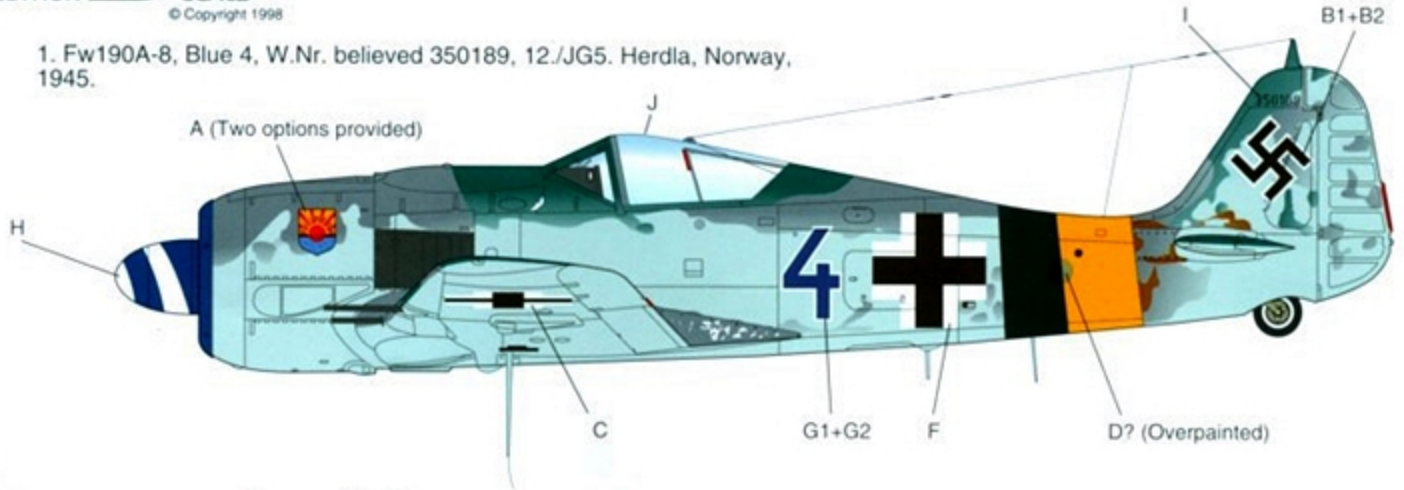


1. Fw190A-8, Blue 4, W.Nr. believed 350189, 12./JG5. Herdla, Norway, 1945.

1.



2. Fw190A-8, Black 9, W.Nr. 737938, 2./JG301. Germany, 1945.

2.



3. Fw190F-8, Yellow 14, W.Nr. 584592, believed SG2 or SG10. Neuburg, Germany, Sept/Oct 1945.

3.



4. Fw190F-8, White 48, W.Nr. 587108, unit unknown. Lippstadt, Germany, April/May 1945.

4.






RLM 70	RLM 74	RLM 75	RLM 76	RLM 81	RLM 83	RLM 02	RLM 04	RLM 23	RLM 24
FS 34050	FS 36081	FS 36122	FS 36473	FS 30118	FS 34083	FS 34226/ 34432	FS 23538	FS 31302	FS 35053


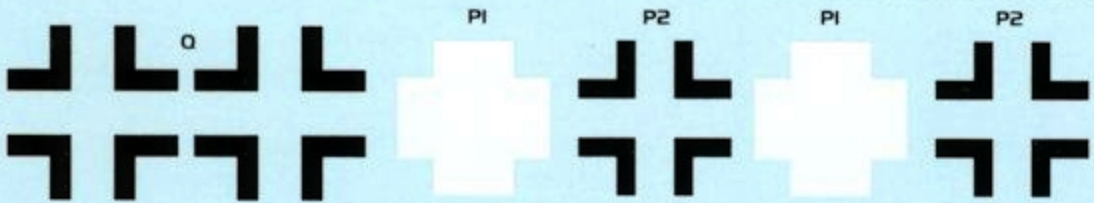
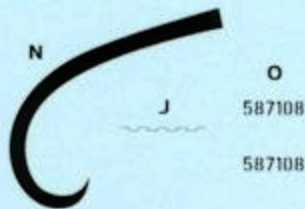
AIRCRAFT 1
A-option 1



A-option 2




AIRCRAFT 4



Bonus Decals
211143
211143
170346
170346





Decal Sheet Notes:

(A.) Special thanks to Steve Sheflin/Airfoil Pub., Dave Wadman, John R. Beaman Jr., Malcolm Laing, Kjetil Aakra and James V. Crow. Their contributions made this sheet possible. (B.) I would say "the final authority on configuration and paint scheme for any depicted a/c resides with the original photos and the modeler's opinion", but not all the a/c presented here have published photos at this time. (C.) Many late war Fw190's were built of pre-painted and re-painted sub-assemblies. Several a/c depicted here represent this procedure. (D.) Apply stenciling via model kit instructions. All visible stenciling depicted. Many late war a/c had limited stenciling. (E.) FS #'s for RLM colors based on original materials, but late war RLM paint and application varied greatly, especially 81. When heavily applied, or of poor quality, 76 appears almost white. When two FS #'s are listed, the RLM color is an average of the #'s.

Decal and instruction art by Thomas A. Tullis

REFERENCES KD4805Fw

1. Aders, Gebhard, 1986: *Monogram Close Up #8, Fw190 F*; Monogram Aviation Publications, 625 Edgebrook Drive, Boylston, Mass, 01505, USA.

2. *LUFTWAFFE WARBIRDS PHOTO ALBUM (Vol. 6)*, 1994: TANK MAGAZINE Special Issue Sept, 1994: DELTA Publishing Co., Ltd., Chiyoda-Ku, Tokyo, Japan.

3. Sheflin, Steve, 1984: *Airfoil #2*; Airfoil Publications, P.O. Box 11573 Costa Mesa, Ca, 92627, USA.

No portion of this decal package may be reproduced or reprinted without the express written permission of Kommandeur Limited Edition Decals.

© Copyright 1998

KOMMANDEUR
LIMITED EDITION DECALS

P.O.Box 4083
Oceanside, CA 92052-4083
USA
KmanDeur@AOL.COM

KD4805Fw

1. Fw190A-8, Blue 4, W.Nr. believed 350189, 12./JG5. Herdla, Norway, early Spring, 1945. A/C 10% damaged 3 March due to pilot error. Blue 24 spinner/white spiral, with 24 armored cowling ring. Very little exhaust staining. Fuselage 74/75/76 with 75 over spray and red-brown primer or 81 on tail. RVT band freshly applied, with IV gruppe emblem (white outlined 24 ball) just visible under yellow band. Upper wing and stabilizer 74/75, provisional. Ref: Unpublished photo showing entire port side of a/c, conversations Malcolm Laing.
2. Fw190A-8, Black 9, W.Nr. 737938, 2.I/JG301. Germany, 1945. A/C formally of III/JG11, damaged 23 Jan 1945, then assigned to 2.I/JG301. Spinner/blades 70. Cowling light 75 or 77 (77 may encompass entire cowling), with 76 lower and 83 upper panel. Canopy armored headrest 02. Fuselage 75/76 with 83 over spray. RVT band red/yellow, applied in reverse (prior JG11 use). Tail 75/76 (Note E.) with 76/81 rudder and 81 on horizontal stabilizer fillet. Upper wing light 75 or 77 with 83. Stabilizer upper 75/83 with 81 on stbd. tip. Lower gear doors metal. Ref: Pending publication, 1999.
3. Fw190F-8, Yellow 14, W.Nr. 584592, believed SG2 or SG10. Neubiberg, Germany, Sept/Oct 1945. 70 spinner/white spiral/70 blades, provisional. Cowling 76/83 with 04 band. Fuselage 76/83/81. Tail pale 76 (Note E.) with 75/83 leading edge and 04 rudder. Upper wing faded/poor quality 75 or 77 with 83 and 81 over spray, stbd. wing provisional. Wing leading edge fuselage fillet 75, trailing edge wing fillet bare metal. Horizontal stabilizer upper 70 or 71 with fillet pale 76 (Note E.). A/C lower 76/metal. ETC 501 and ETC 50's installed. Ref: 3/p16, conversations Steve Sheflin.
4. Fw190F-8, White 48, W.Nr. 587108, unit unknown. Lippstadt, Germany, May/June 1945. Spinner white/black spiral/blades 70. Very little exhaust staining. Fuselage and tail 76/75/74/83. Fuselage cross reversed. Upper wing 74/75/83, wing root fillets 76. Upper horizontal stabilizer 74/83/02. Lower wing 76/metal with 75 partly around leading edge. Gear doors 76, lower doors metal/white paint. ETC 501 and ETC 50's installed. Ref: 1/p30, 2/p39, pending publication 1999.

Bonus Decals

- A. W.Nr. 211143. Add this W.Nr. to the tail of "Blue 1" from Kommandeur Decal sheet KD4801FD. Via myself, Malcolm Laing, and Claes Sundin, who says the a/c is "Green 1" (and "Green 2").
- B. W.Nr. 170346. Add this W.Nr. to the tail of Pips Priller's Fw190A-8, Black 13. (See Donald Caldwell's JG26 Photo History, p131/132, and Donald Caldwell's new JG26 War Diary II, due out Fall/Winter '98, for further details on this a/c.) Yes, this is the a/c Pip's flew over the D-Day beaches! For the a/c; remove the outboard wing cannon, install flat out board underwing cannon panels, remove antenna wire roller from canopy top, use fuselage crosses with out lower black sections, and paint spinner/blades RLM 70 and lower cowling/rudder RLM 27 (not RLM04!). Via conversations and photos Donald L. Caldwell and conversations Dr. James H. Kitchens III.