

# F-15A CANDY CANE EAGLES

48-220



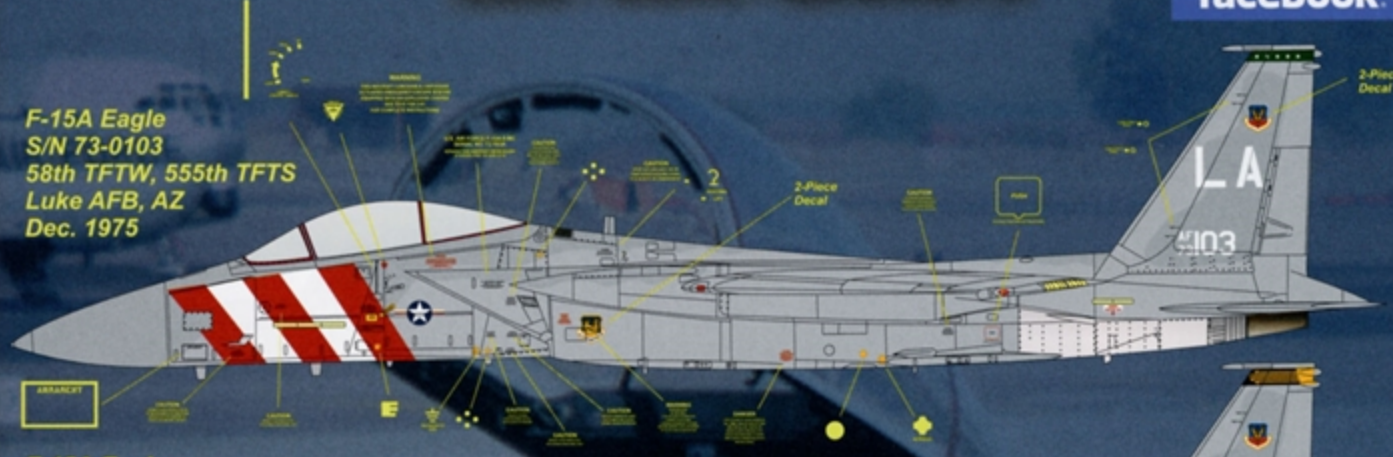
All of our decals are precisely printed by Microscale. Using Micro-Sol and Micro-Sol will give you the best results when used with our decals.

Visit Twobobs on  
**facebook**

- WHAT'S OUT THERE?  
1/48th Hasegawa F-15A/C  
1/48th Academy F-15A/C  
1/48th Revellogram F-15A/C  
1/48th Tamiya F-15A/C  
Aires Exhaust Nozzle Set  
Black Box Cockpit  
Cutting Edge Masks  
Eduard Photo-etch Update  
Verlinden Update Set





**F-15A Eagle**  
S/N 73-0103  
58th TFTW, 555th TFTS  
Luke AFB, AZ  
Dec. 1975




**F-15A Eagle**  
S/N 73-0103  
58th TFTW, 461st TFTS  
Luke AFB, AZ  
Oct. 1975



**F-15A Eagle**  
S/N 73-0103  
58th TFTW, 461st TFTS  
Luke AFB, AZ  
Jul. 1976





Apply fin flashes to inside of vertical stabs, all versions

Nose Gear Strut Decal

Inside Main Gear Door

**Note:**  
 These aircraft retained the exterior afterburner petals or "Turkey Feathers". For true accuracy, these exterior petals should be represented on your model.  
 Very special thanks to Jim Rotramel for his references and assistance in the creation of this decal sheet.

Thanks Jim!

- FS36320
- Testors MM 1741
- Humbrol HU128
- Gunze Sangyo H307
- Xtracrylics XA1135



- FS36375
- Testors MM 1728
- Humbrol HU127
- Gunze Sangyo H308
- Xtracrylics XA1136

**Note:**  
 All of the aircraft on this sheet used the ESCAPAC IC-7 version ejection seat

Twobobs' goal is to provide you with the most thoroughly researched decals that money can buy. We go beyond using traditional reference resources and many times speak with the actual aircrews and maintainers of our subject matter. Being modelers ourselves, we understand that there is no substitute for this painstaking research and we are proud to offer, what we feel, are the best decals on the market. If you have any subject matter that you feel should be the next Twobobs creation, let us know. We'll be happy to listen to any and all customer input.