





DECAL SET #72.55 1/72 SCALE
#48.55 1/48 SCALE
#32.14 1/32 SCALE

RAAF F/A-18 20th ANNIVERSARY SPECIAL

Quality Model Decal

**Leading
Edge** MODELS



-  GLOSS LIGHT GRAY
FS #16375
-  GLOSS OXFORD BLUE
FS #15050
-  GLOSS BRIGHT BLUE
FS #15183
-  RADOME TAN
FS #11140



**Leading
Edge**
MODELS

RAAF F/A-18 20th ANNIVERSARY SPECIAL




Photo credits:
FLTLT Ray Plekker
&
SQNLDR Ken Bowes

RAAF F/A-18 20TH ANNIVERSARY SPECIAL

COLOURS:

Gloss Oxford Blue FS #15050
(Testors Modelmaster #15050 "Blue Angels Blue" recommended match.)



Gloss Bright Blue FS #15183
(Testors Modelmaster #35183 "Bright Blue" dries matt and a bit too dark. will match with decals if a mix of approximately 5% white is added to paint.)

Gloss Light Gray FS#16375
(Testors Modelmaster #36375 Matt Light Gray is recommended with a gloss coat.)

Matt Light Aircraft Gray FS#*6440 (Overall colour of ASRAAM missile.)

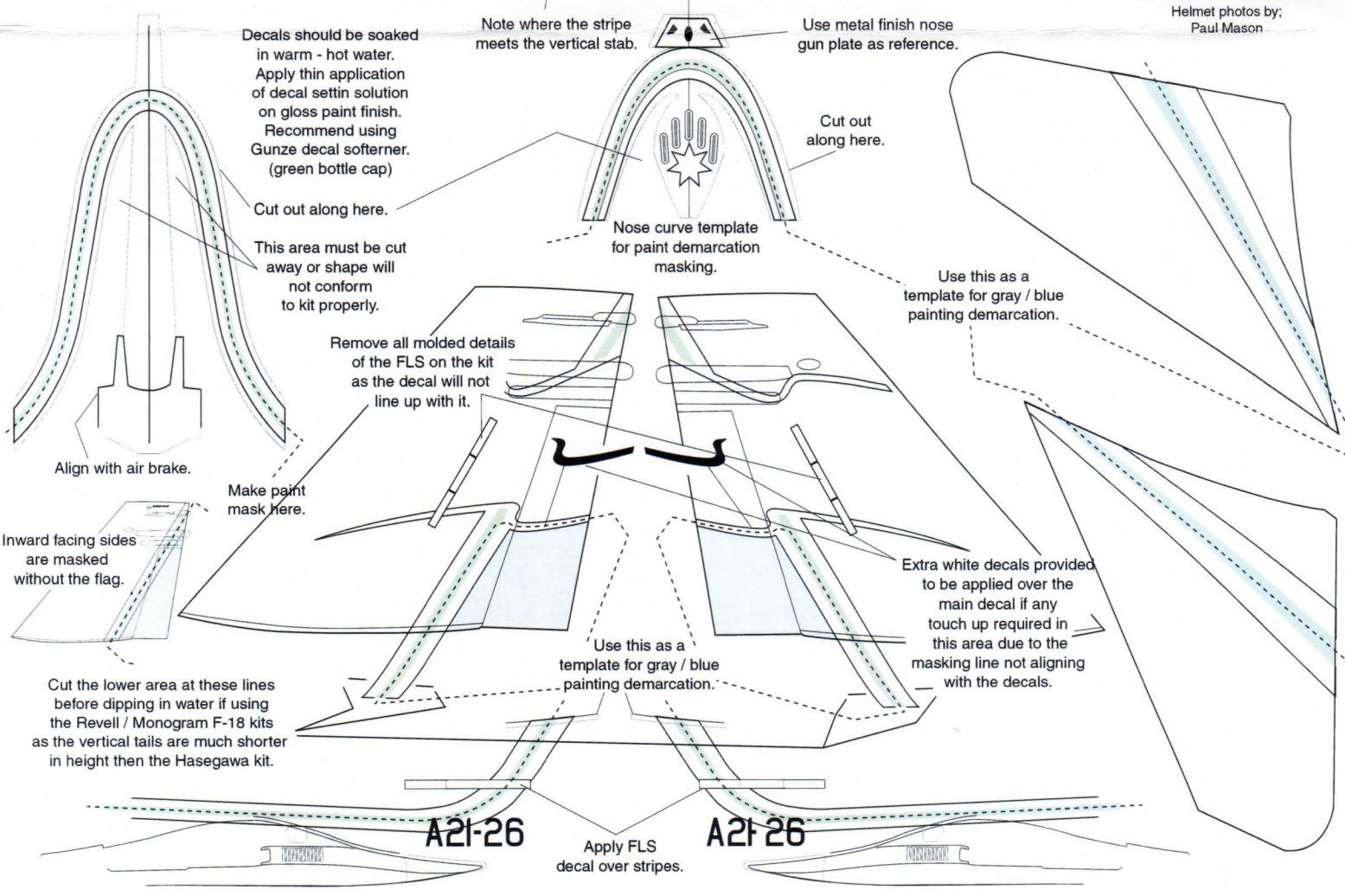


Helmet is painted Oxford Blue overall.
(Photos' colour is altered to show details.)



HELMET DECALS

Helmet photos by: Paul Mason



Recommended kits;

1/72 Scale; Hasegawa F-18A / F-18C
 1/72 Italeri F-18A
 (Decals are not sized for 1/72 Fujimi F-18 kits..)
 1/48 Scale; Hasegawa F-18A/ F-18C
 1/48 Scale Revell / Monogram F-18A / F-18C

RAAF F/A-18 20TH ANNIVERSARY SPECIAL

DECAL SET

#72.55 1/72 SCALE
 #48.55 1/48 SCALE

Note if using a F-18C version kit remove the extra fairing from the vertical tail.

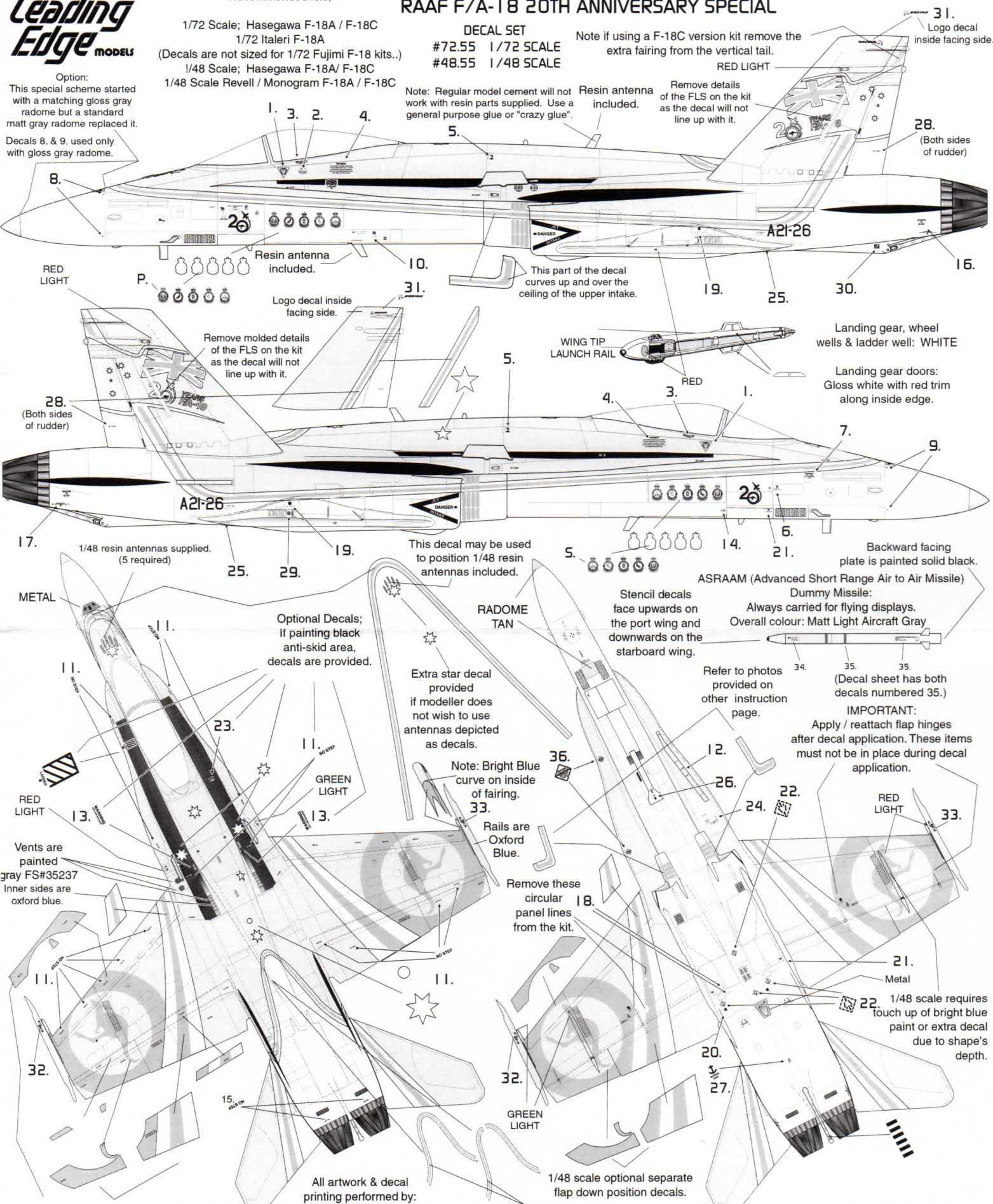
Option:
 This special scheme started with a matching gloss gray radome but a standard matt gray radome replaced it.

Decals 8. & 9. used only with gloss gray radome.

Note: Regular model cement will not work with resin parts supplied. Use a general purpose glue or "crazy glue".

Resin antenna included.

Remove details of the FLS on the kit as the decal will not line up with it.



RED LIGHT
 P.

Remove molded details of the FLS on the kit as the decal will not line up with it.

28. (Both sides of rudder)

17. 1/48 resin antennas supplied. (5 required)

METAL

RED LIGHT

Vents are painted gray FS#35237 Inner sides are oxford blue.

32.

1/48scale optional separate flap down position decals.

Resin antenna included.

Logo decal inside facing side.

28. (Both sides of rudder)

25. 29.

Optional Decals; if painting black anti-skid area, decals are provided.

GREEN LIGHT

13.

11.

15.

All artwork & decal printing performed by:

LEADING EDGE MODELS
 E, 83 SKYLINE CRES., N.E.
 CALGARY, ALBERTA
 T2K 5X2
 CANADA

10. 31.

This decal may be used to position 1/48 resin antennas included.

Extra star decal provided if modeller does not wish to use antennas depicted as decals.

Note: Bright Blue curve on inside of fairing.

Rails are Oxford Blue.

Remove these circular panel lines from the kit.

32. GREEN LIGHT

Two sets of decals provided for option of single piece or two piece application.

This part of the decal curves up and over the ceiling of the upper intake.

WING TIP LAUNCH RAIL

RED

5. 14. 21.

Stencil decals face upwards on the port wing and downwards on the starboard wing.

Refer to photos provided on other instruction page.

36.

12. 26.

24. 22.

20. 27.

32.

21. Metal

22. 1/48 scale requires touch up of bright blue paint or extra decal due to shape's depth.

1/48 scale optional separate flap down position decals.

RED LIGHT

Landing gear, wheel wells & ladder well: WHITE

Landing gear doors: Gloss white with red trim along inside edge.

Backward facing plate is painted solid black.

ASRAAM (Advanced Short Range Air to Air Missile) Dummy Missile: Always carried for flying displays. Overall colour: Matt Light Aircraft Gray

34. 35. 35. (Decal sheet has both decals numbered 35.)

IMPORTANT: Apply / reattach flap hinges after decal application. These items must not be in place during decal application.

RED LIGHT

21. 22.

20. 27.

32.

21. Metal

22. 1/48 scale requires touch up of bright blue paint or extra decal due to shape's depth.

Research and reference help for this decal set provided by Williamtown base personnel with permission of the RAAF CDR ACG AIRCDRE Mark Binskin: Special thanks to; Cpl Jeremy Caesar, Mr Paul Gillan, Sgt Paul Mason, Fltlt Ray Plekker & Sqndr Ken Bowes