

Third Group Decals™

PO Box 98865 Tacoma, WA 98498-0865 USA

Tel: (206) 475-9505 ~ Fax: (206) 475-1597

Internet: TGDecals@aol.com

A THREE GEESE Publishing Company



1:48 scale

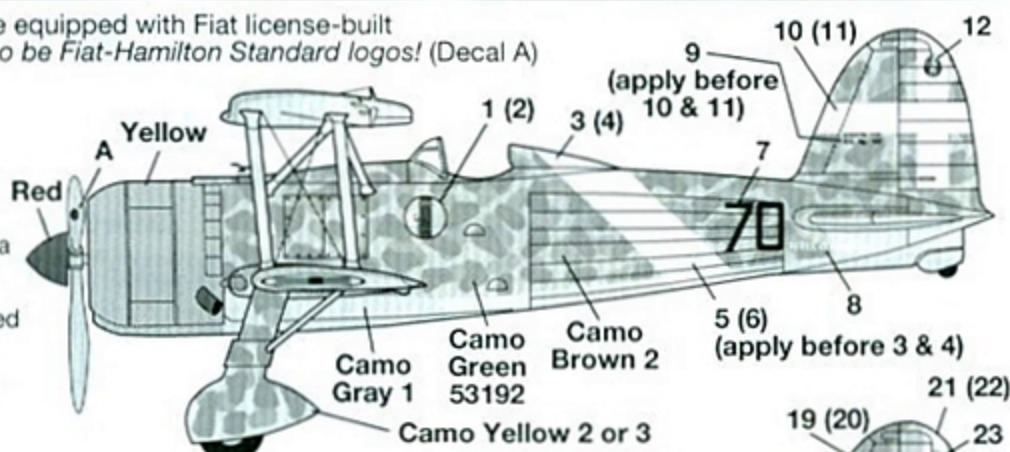
48-015

Multi-National Fiat CR.42 Falco

NOTE: The Fiat CR.42 Falcos presented on this sheet were equipped with Fiat license-built Hamilton Standard propellers — marked with what appear to be Fiat-Hamilton Standard logos! (Decal A)

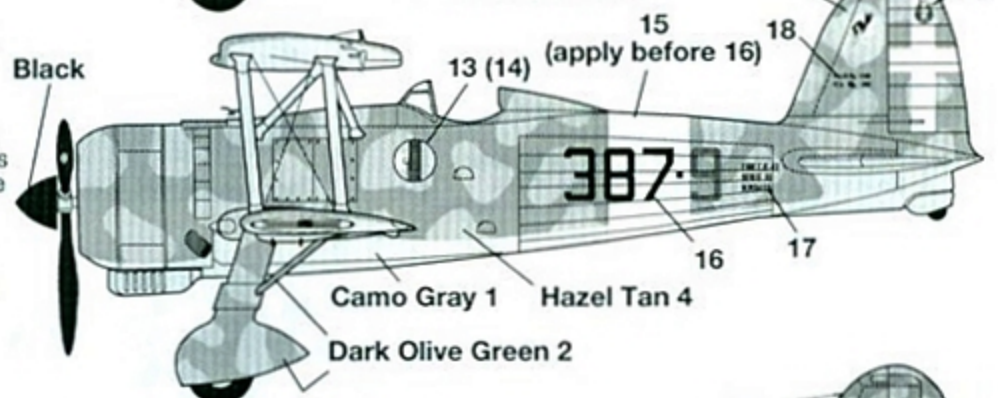
Italian Regia Aeronautica

Black 70: A Libyan-based Falco, MM4968[?], 70^o Sq., mount of Mag. Tito Falconi, 23^o Gruppo commander, 4^o Stormo C.T. (Land Fighters), Summer, 1941. Toppides are a tightly mottled pattern of Marrone Mimetico 2 (Camouflage Brown 2) and Verde Mimetico 53192 (Camouflage Green 53192; the darkest topside shade) over a Giallo Mimetico 2 or 3 (Camouflage Yellow 2 or 3) base. This Falco wears standard Grigio Mimetico 1 (Camouflage Gray 1) beneath. In addition to the unusual fuselage sash, Falconi's Falco sports a red spinner, a yellow (?) engine cowling, and a distinctly corpulent Cross of Savoy extending laterally across the vertical fin. Propeller blades are unpainted aluminum.



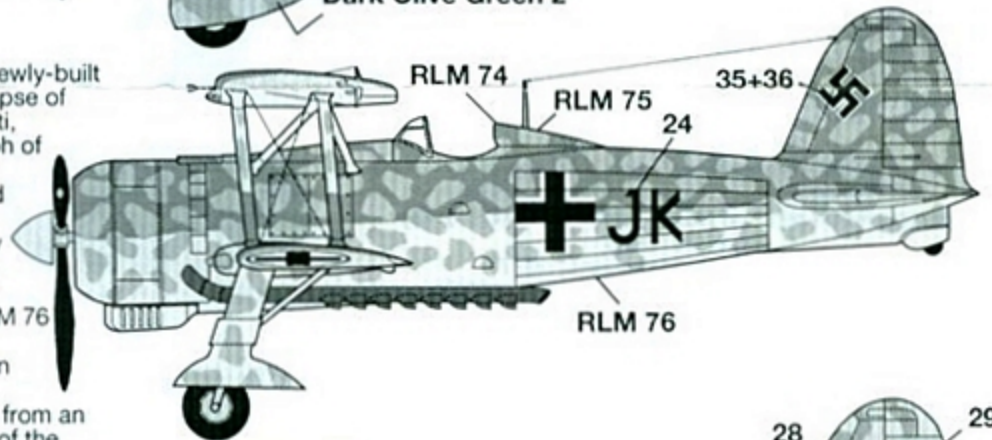
Italian Regia Aeronautica

Red 9: A Fiat CR.42/B.a Falco, MM8488[?], 387^o Sq., 158^o Gruppo, 50^o Stormo d'Assalto, 1942. This Falco carries a slightly modified version of the so called "Lizard pattern": Nicciola Chiaro 4 (Hazel Tan 4) over Verde Oliva Scuro 2 (Dark Olive Green 2) with Grigio Mimetico 1 (Camouflage Gray 1) undersides, typical of many later Fiat fighters. However, unlike many "Lizard Pattern" Falcos, this one apparently has Camouflage Gray 1 interplane struts — a vestige of earlier painting practices. Note the curious application of a modified 96^o Gruppo — a Ju 87 Stuka "Picchiatello" unit badge — on the vertical fin. Also note the sand filter and underwing bomb racks, as well as the correctly proportioned Cross of Savoy on the rudder. Spinner and propeller blades are probably black, quite possibly with yellow tips.



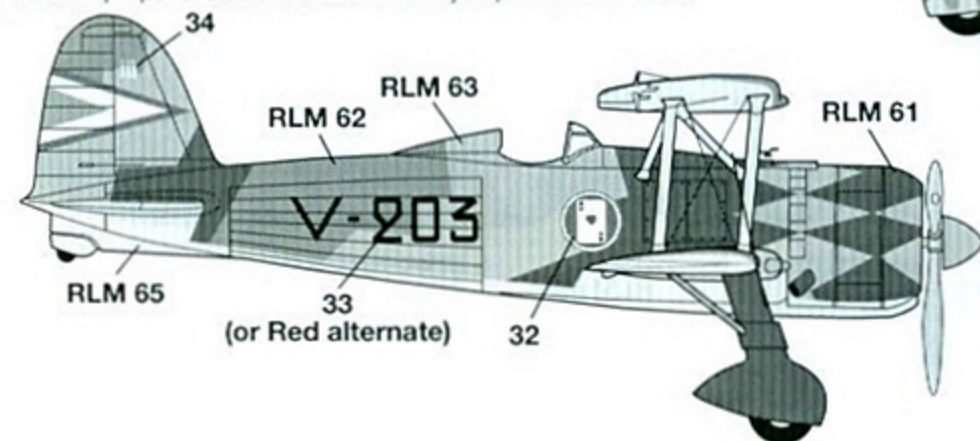
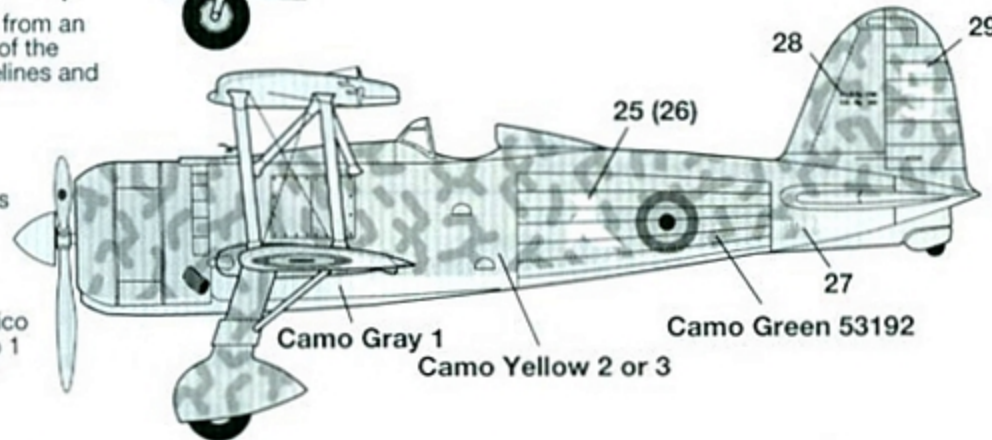
German Luftwaffe

Black JK: A rarity, this Falco (MM????) is one of at least seventy newly-built Falcos impressed into Luftwaffe service after the Italian Fascist collapse of 1943; this one reportedly serving with Nachtschlachtgruppe 9 at Rieti, Italy, early Spring of 1944. TGDecals was unable to find a photograph of this Falco; all that was available was one color illustration. Thus our depiction of this Falco is based on photographs of Falcos impressed into Luftwaffe service rather than that one color illustration. Paint scheme is RLM 74 Graugrün over RLM 76 Graublau with softly sprayed patches of RLM 75 Grauviolett. Note the RLM 74 extending up the interplane strut bases and the liberal application of RLM 75 applied to the interplane struts and lower wing edges. Spinner is RLM 76 and the propeller blades are black. Also note the nonstandard equipment mix: sand filter, upper wing starboard pitot (exact position unknown), dorsal spine antenna mast with aerial, and the exhaust dampeners — the latter reportedly Italian-copies of items recovered from an RAF Vickers Wellington earlier in the war! Finally, note that the style of the German crosses does not follow standard German application guidelines and that both wheel spat lower sections have been removed.



Belgian Aéronautique Militaire

White 5: This Falco (probably MM4299), one of thirty-four examples from either of Fiat's first two production batches, served with the II Group, 3^e Escadrille "Cocotte Blanche" ("White Cygnets") of Belgium's Aéronautique Militaire, Spring 1940. Fuselage and lower wing topsides have a "veined" mottle finish of Verde Mimetico 53192 (Camouflage Green 53192) and Giallo Mimetico 2 or 3 (Camouflage Yellow 2 or 3) over the standard Grigio Mimetico 1 (Camouflage Gray 1) base. Spinner is probably Camouflage Gray 1, and the propeller blades are undoubtedly unpainted aluminum.



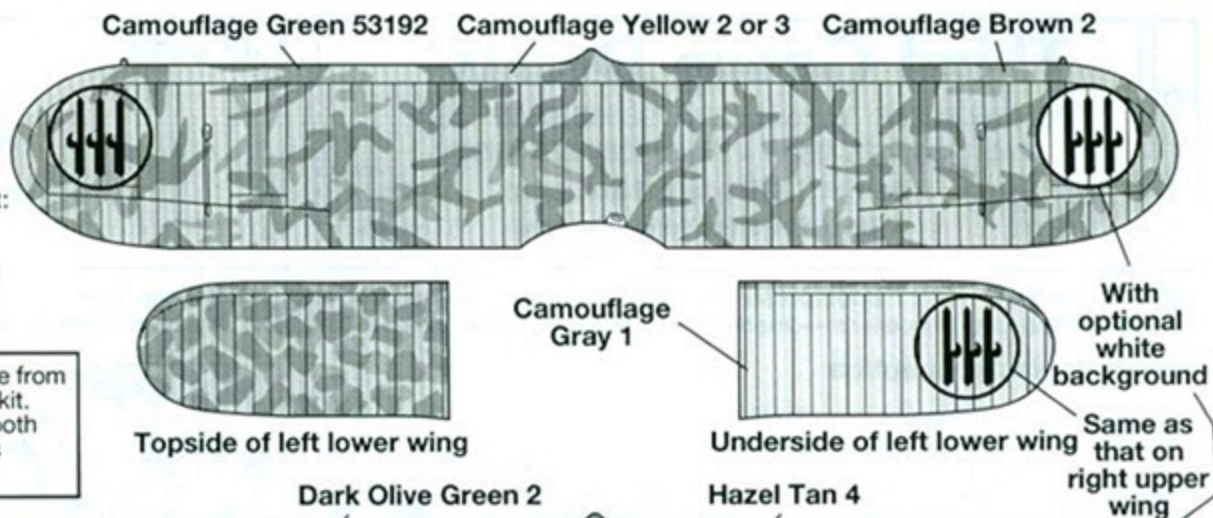
Hungarian Magyar Királyi Honvéd Légierő

Black V-203: Falco reportedly flown by Lt. Márton Szonyi, 1/3 "Coeur Asz" ("Ace of Hearts") Fighter Sqn, Dnepropetrovsk, Russia, October, 1941. This colorful Falco sports a stunning splinter scheme in colors approximating RLM 61 Dunkelbraun (Dark Brown; the darkest topside shade), RLM 62 Grün (Green) and RLM 63 Hellgrau (Light Gray; the lightest topside shade) over RLM 65 Hellblau (Light Blue). Fuselage codes are probably black, but we have also supplied them in red as noted by some sources. Propeller blades are unpainted aluminum, and the spinner appears to be unpainted aluminum or RLM 63. Note the three kills on the vertical fin which were definitely on the right side and more than likely were also on the left side, for which optional kills have been provided.

Italian Regia Aeronautica

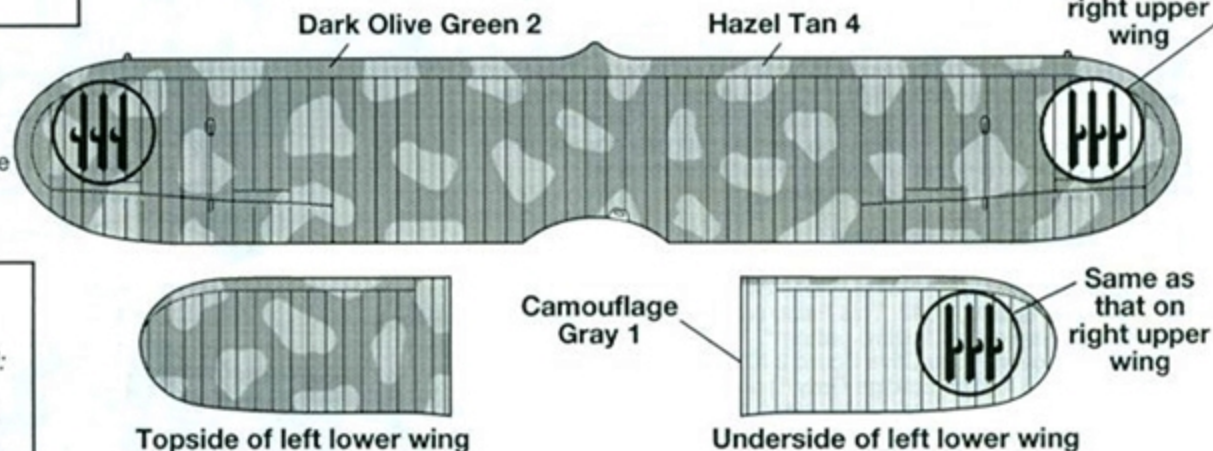
Black 70: Topside scheme of Falconi's Falco is unclear from the photos we've examined. However, because the upper wing was painted separately, many Falcos sported a markedly different pattern from that of the rest of the aircraft: large, "veined" mottles of Camouflage Brown 2 and Camouflage Green 53192 over Camouflage Yellow 2 or 3. As depicted in the lower wing scrap views, the uppersurface camouflage overlaps the leading edges of all ventral flying surfaces.

The provided fascies are different in size and style from those provided in the CLASSIC AIRFRAMES kit. The provided fascies are the correct style for both of the presented Regia Aeronautica Falcos and have been sized to fit properly.



Italian Regia Aeronautica

Red 9: The modified "Lizard" pattern of this machine features slightly small Nicciola Chiaro 4 (Hazel Tan 4) mottling over the uppersurface Verde Oliva Scuro 2 (Dark Olive Green 2) base. The uppersurface camouflage overlaps the leading edges of the all ventral flying surfaces.

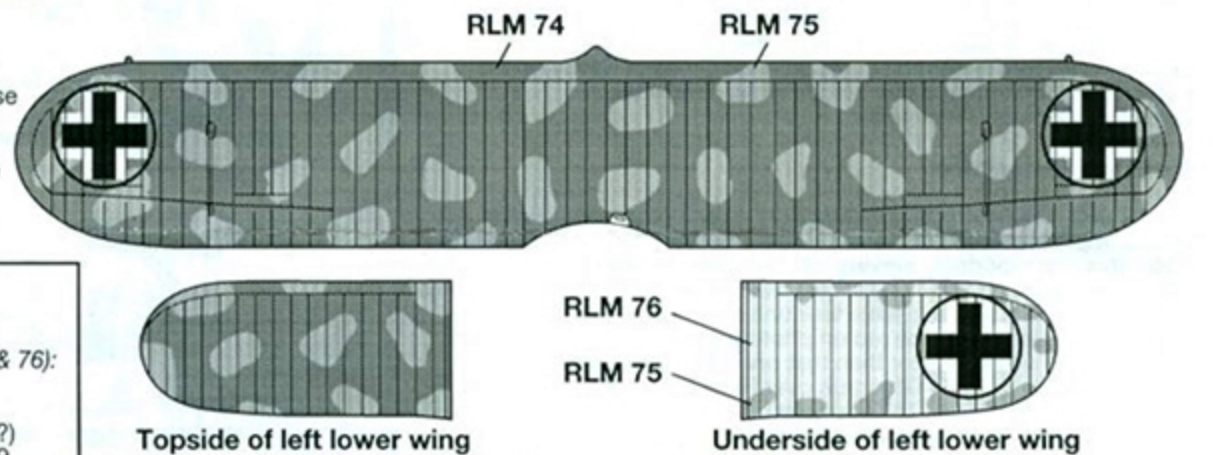


REFERENCES

The Swiss Air Force In WWII, Part 3: Air Combat 1939-1945, Vol. 2 #1, 1969
Dimensione Cielo: Caccia Assalto B1, Immagini: Edizioni Bizzarri, 1973
Regia Aeronautica: Balcani e Fronti Orientale: A. Emiliani, G.F. Ghergo & A. Vigna, 1974

German Luftwaffe

Black JK: Uppersurface scheme is RLM 74 with softly sprayed blotches of RLM 75. Note the diffuse RLM 75 mottling applied to the lower wing edges. It is unclear whether RLM 74 overlapped the leading edges of all ventral flying surfaces, but we strongly suspect that it did not. Ringed-crosses have been noted on some Luftwaffe Falcos and separate rings have been provided as an option.

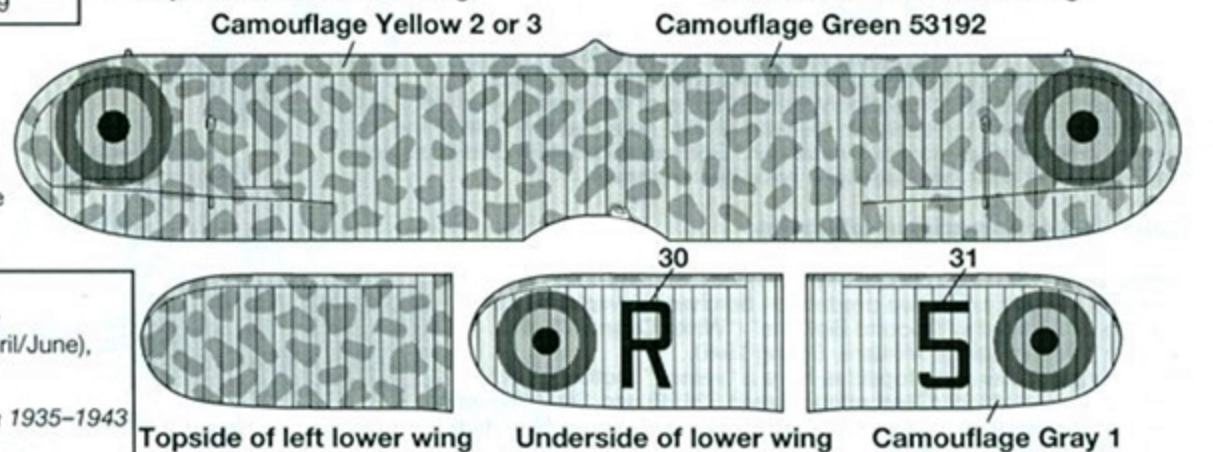


REFERENCES (con't)

Regia Aeronautica: Colori e Insegne: A. Emiliani, G.F. Ghergo & A. Vigna, 1974
L'aeronautique Militaire Belge, Parts 1 & 2 (#75 & 76): Icare, 1975-76
IL Fiat CR.42: Nicola Malizia, 1977
Fiat CR.42 Falco: Italo DeMarchi, et al, 197(?)
I Caccia a Motore Radiale: Nino Arena, 1979

Belgian Aéronautique Militaire

White 5: The uppersurface scheme of our Belgian Falco once more reflects a pattern different from that of the rest of the aircraft: small, well defined mottling of Camouflage Green 53192 over Camouflage Yellow 2 or 3. Again, note that the uppersurface camouflage overlaps the leading edges of all ventral flying surfaces.

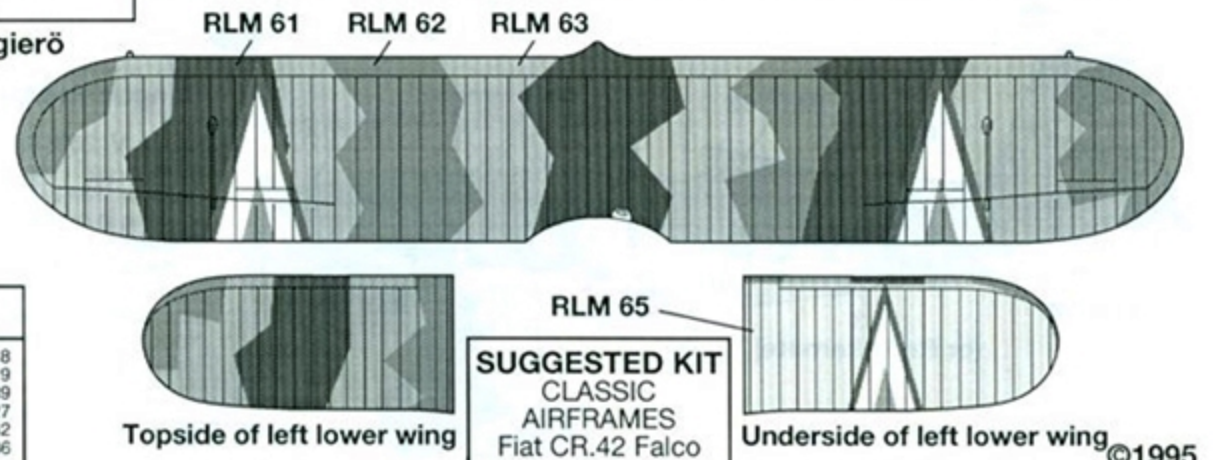


REFERENCES (con't)

Un Biplane Italino nei Cieli Ungheresi: Aerofan 01/85 (January/March) and 02/85 (April/June), Ferenc Kovacs, 1985
Horrido: Denes Bernad, et al, 1993
Colori e Schemi Mimeticici della Regia Aeronautica 1935-1943 C.M.P.R./G.M.T./ G.A.V.S., 1994
Fiat CR.32: Giorgio Apostolo, 1995

Hungarian Magyar Királyi Honvéd Légierő

Black V-203: The exact arrangement of the uppersurface splinter pattern of this Falco is unknown. Therefore, this depiction is entirely conjectural, based on our starboard fuselage color arrangement. Photos of other similarly painted Hungarian Falcos appear to show the topside colors overlapping the leading edges of all ventral flying surfaces.



Suggested Federal Standard matches for the Italian colors depicted on this sheet:

Camouflage Yellow 2	30266	Hazel Tan 4	30318
Camouflage Yellow 3	33434		or 30219
Camouflage Gray 1	36314	Camo Green 53192	34089
	or 36307		or 34227
Camouflage Brown 2	30109	Dark Olive Green 2	34052
	or 30076		or 34086