



# Third Group™



48-043

PO BOX 98865 • TACOMA WA 98498-0865 • USA

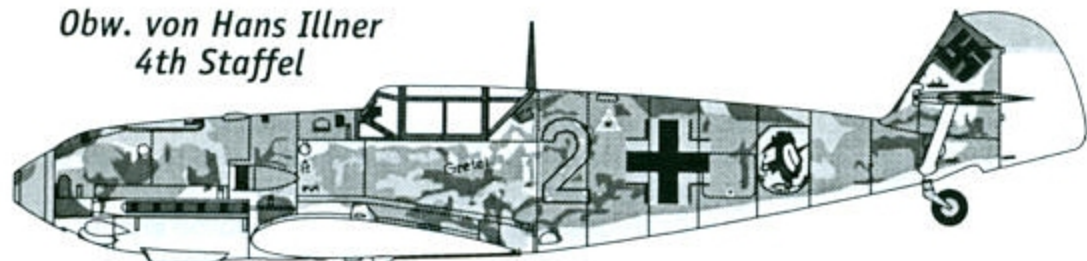
Tel: (253) 475-9505 ~ Fax: (253) 475-1597 ~ Email: tgdecals@aol.com

A THREE GEESE Publishing Company

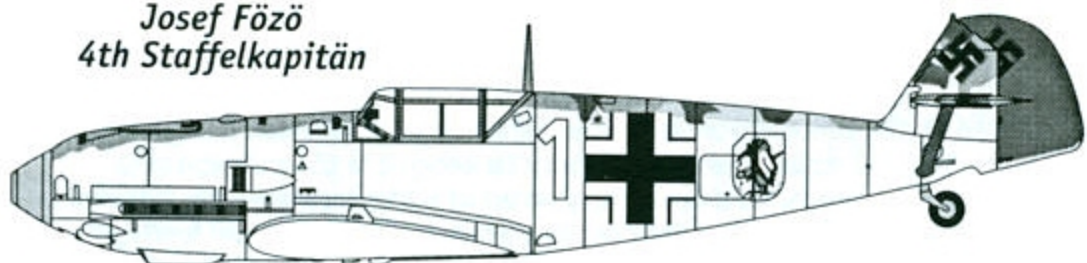
1:48  
scale

## Messerschmitt Bf 109 #12 - E-3 II/JG 51

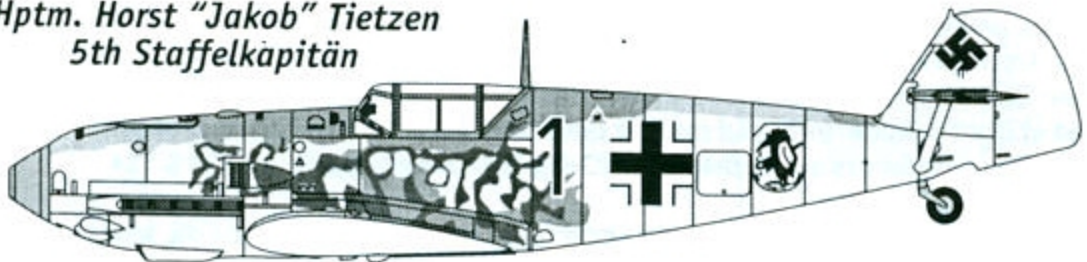
*Obw. von Hans Illner  
4th Staffel*




*Josef Fözö  
4th Staffelkapitän*



*Hptm. Horst "Jakob" Tietzen  
5th Staffelkapitän*



*Oblt. Josef Priller  
6th Staffelkapitän*



**Equipment:** All are "stock" E-3s. **Stencils:** See kit instructions for optional placement of additional stencils. **Gruppe Badge:** "Chamberlain Raven" was gray-green (like RLM 71), not brown as is commonly illustrated. One would think the Gruppe badge would have been applied by stencil, making them all identical, but they were not. The inscription *Gott strafe England* means *May God punish England*.

**White 2:** Ref A shows White 2 at two different times: shot down and repaired. This is the shot down version. **Camouflage:** RLM 71/02/65 with RLM 02/70/74 mottling. Yellow spinner misted with RLM 70 or 71. RLM 70 canopy framing and antenna mast. Yellow and white rudder with soft demarcation. In-Staffel number and fuselage cross toned down with RLM 71. Gruppe badge has dirty background. Upper wings possibly mottled per White 1. **Markings:** Possible oversize wing crosses (1400mm). Small fuselage crosses. Early style swastikas. If Ref B is same aircraft as Ref A, upper right wing oversize cross has been "greened." However, Ref A does not reveal the section of oversized cross on the left slat, thus upper wing crosses may have been 1000mm, such as that shown on Yellow 1. Cigarette smoke (1) runs from the cigarette tip to the front of the right exhaust fairing. You may find it easier if you apply the Parisian mouth (2) beforehand. Note that the Parisian Mouth design is a bit rough (it was applied in celebration of Illner's first victory on July 5, 1940). Two styles of optional masks provided for applying Gruppe badge background. Optional overlays provided for in-Staffel number and fuselage crosses (apply overlays after "greening" white areas). **Stencils:** Known stencils are C, L, M & Q. **References:** A - 114 & 115; B - 175.

**White 1:** Reference photograph is washed out, obliterating the in-Staffel number (actual is unknown) and fuselage mottling. **Camouflage:** RLM 71/02/65, RLM 70 splotches along spine, RLM 70/71 mottling on vertical fin. White or yellow spinner. Dark colored stabilizer strut. RLM 70 replacement rudder has a tapering RLM 65 underside strip upturned at the trailing edge. RLM 70 mottling on upper surfaces. **Markings:** 1000mm upper wing crosses, 1200mm lower wing crosses (probable), and standard fuselage crosses. Probable early style swastikas, including that on replacement rudder. **Stencils:** Known stencils are the data plate (C-G), H or I, and an unreadable WNr. on a dark background. **Reference:** A - 108.

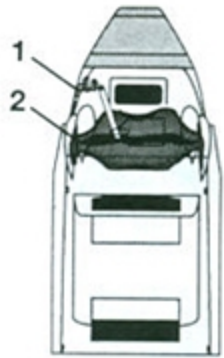
**Black 1:** **Camouflage:** RLM 71/02/65 with RLM 71 mottling. Probable white or yellow spinner. Upper wings possibly mottled per White 1. **Markings:** Oversize or standard wing crosses. Standard fuselage crosses, though oddly positioned. Early style swastikas. Kills applied at flight attitude. In-Staffel number positioned with aligned vertical strokes. **Stencils:** Known stencils are B, data plate (C-G), H & Q. **Reference:** A - 133 & 134.

**Yellow 1:** Intended to replace kit decals; upper wing crosses are questionable, lower wing crosses and staffel badge perimeter hearts are too small, in-Staffel number black stroke is too thick, inaccurate Gruppe badge (wrong colors, style, and no inscription), and incorrectly styled Werknummer. Yellow 1 had larger Staffel badges before mottling was applied. **Camouflage:** RLM 71/02/65 with RLM 02/70/74 mottling, white spinner, yellow or RLM 70 spinner backplate, yellow engine cowling, RLM 71 canopy framing, RLM 65 antenna mast, yellow rudder (trailing stripes are shadow from overhead netting). Gruppe badge has lightly mottled background. Upper wings possibly mottled per White 1. **Markings:** 1,000mm upper wing crosses (probable), 1200mm lower wing crosses, and standard fuselage crosses. White-bordered swastikas. Staffel badge center heart appears to be black, but we have also provided a red option. Optional white edge underlay provided for Gruppe badge. Kills were applied at ground attitude (no kills on right side). Upper right kill (9) was either scruffy yellow, orange or red (our guess is orange). **Stencils:** Known stencils are B, G, K, O & P. **Reference:** A - I, 165 & 167. ©1998

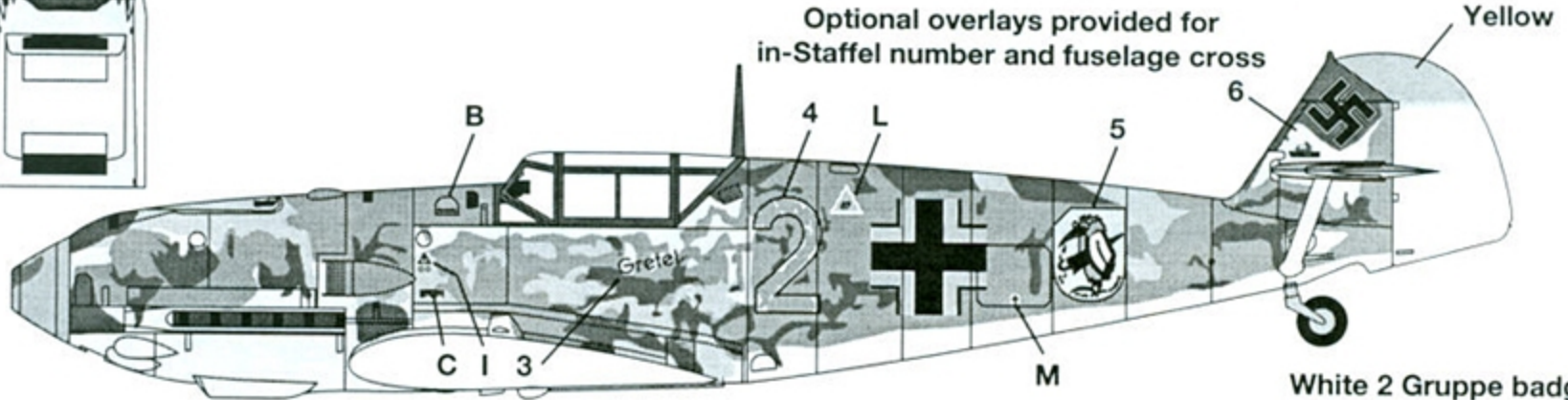
**Third Group™ – 48-043 – II/JG 51 – Messerschmitt Bf 109E-3**

Scale drawings based on the Hasegawa Bf 109E-3 (JT8).

Decals designed for same, though they may be suitable for others.



Optional overlays provided for in-Staffel number and fuselage cross

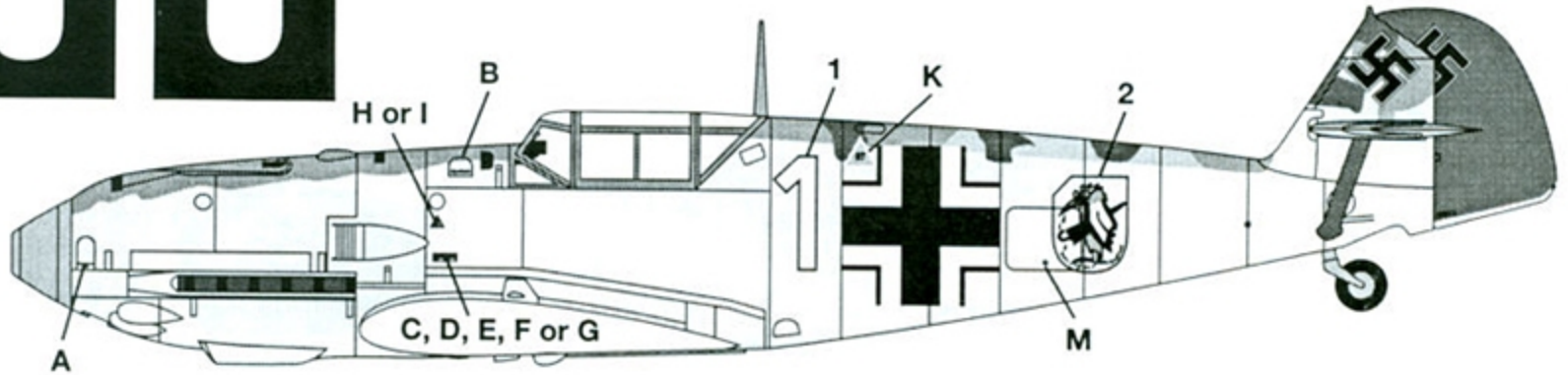


Yellow

White 2 Gruppe badge background masks

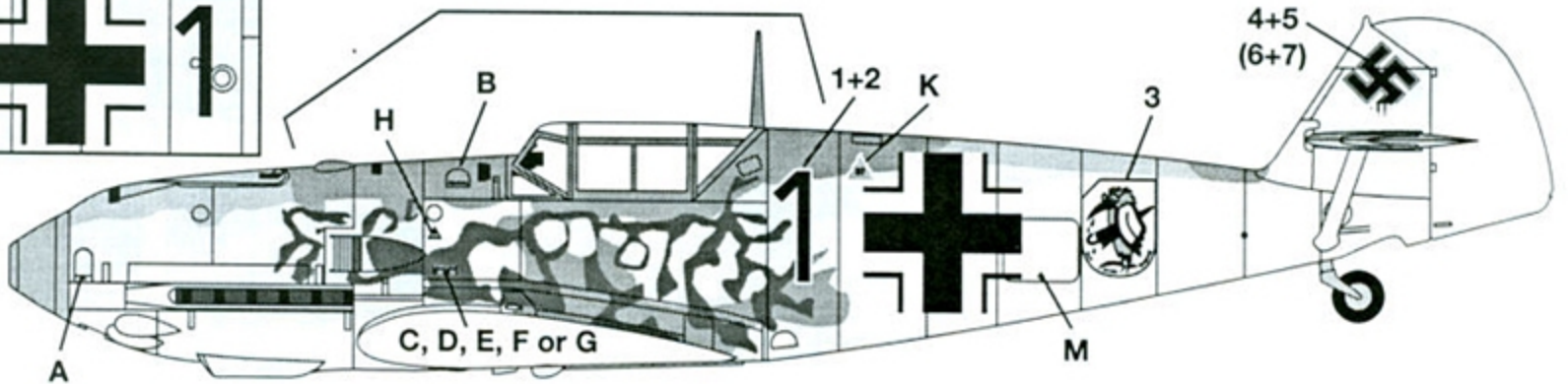
White 2 Gruppe badge background masks

*Obw. von Hans Illner – 4th Staffel – WNr. 1160  
August 3, 1940 – France*



Right side in-Staffel number

*Josef Fözö – 4th Staffel – Unknown WNr.  
Summer 1940 – France*

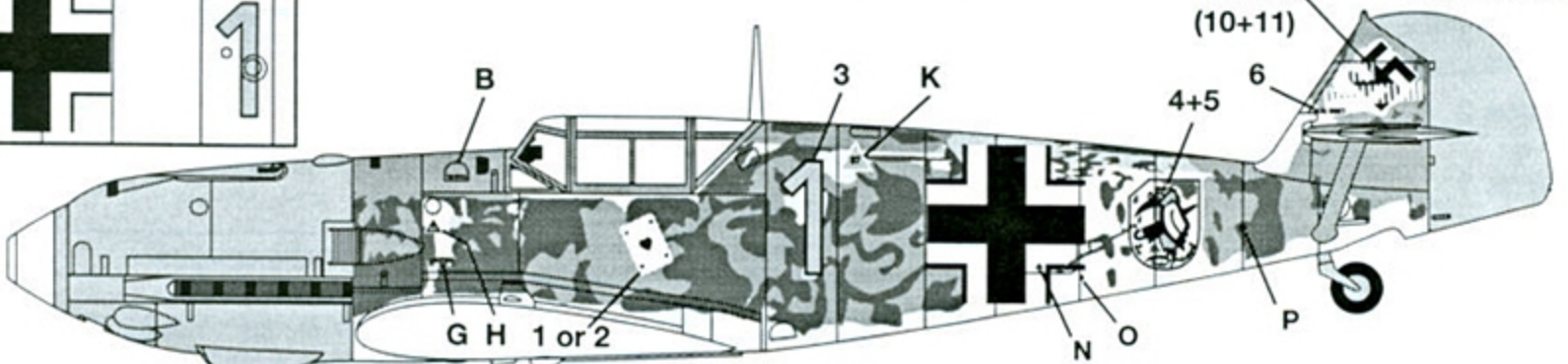


Right side in-Staffel number

*Hptm. Horst "Jakob" Tietzen – 5./Staffelkapitän  
Unknown WNr. – August 15, 1940 – France*



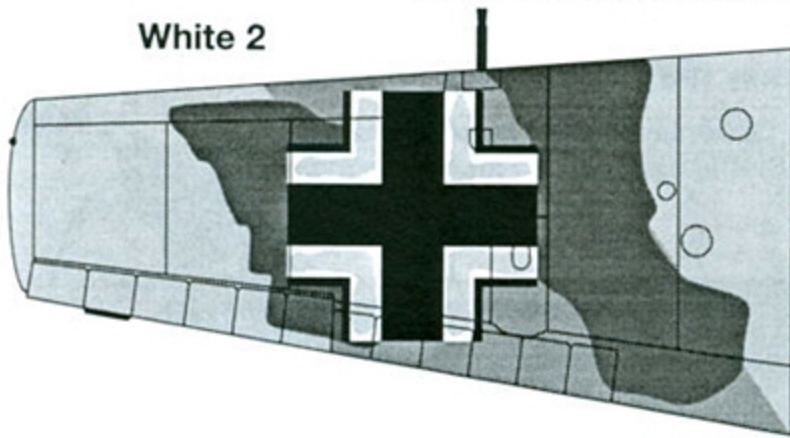
Your choice of yellow/orange/red upper right kill



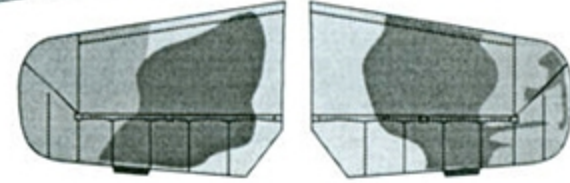
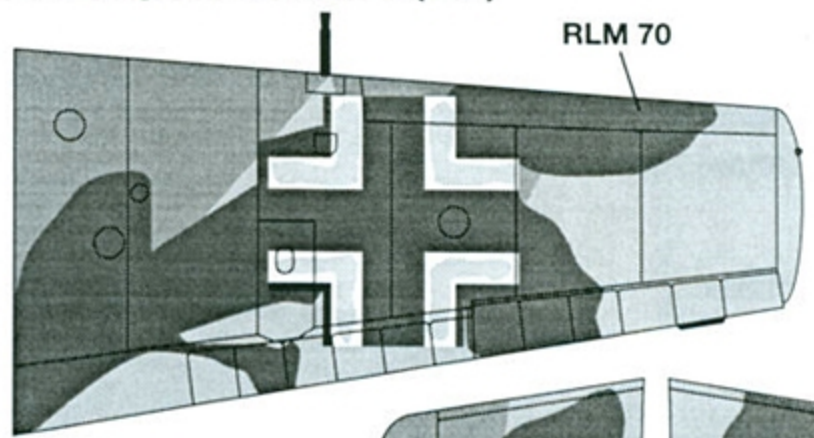
*Oblt. Josef Priller – 6./Staffelkapitän – WNr. 5057  
Late 1940 – Mardyck, Holland*

Scale drawings based on Hasegawa Bf 109E-3 (JT8)

White 2


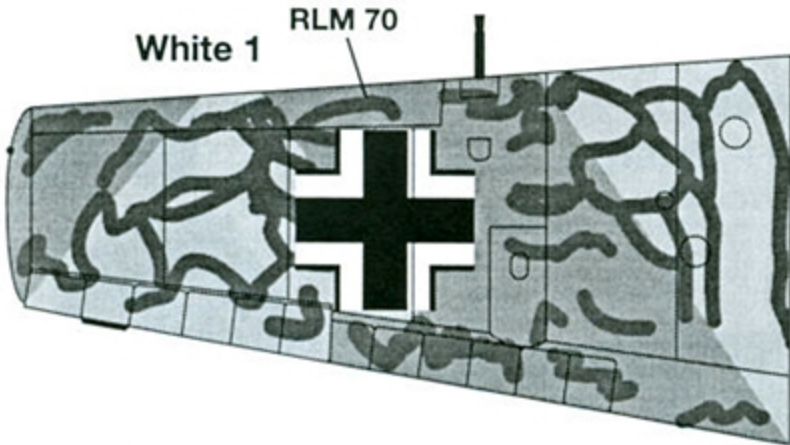


RLM 70



White 1

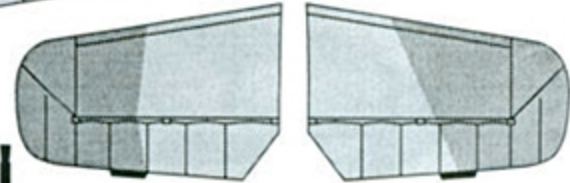

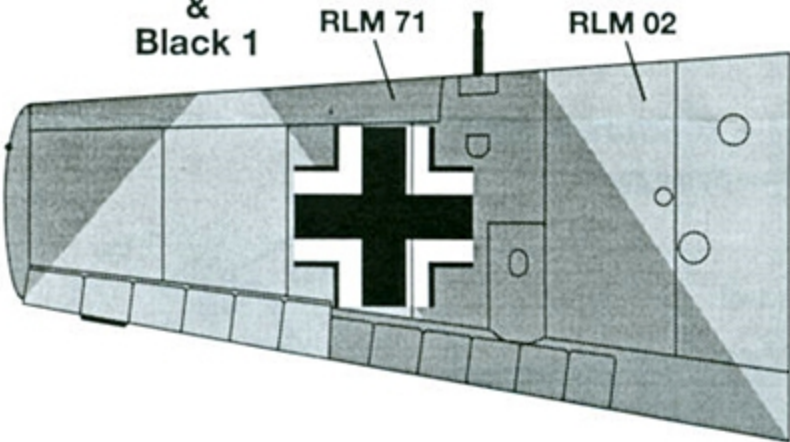
RLM 70



Yellow 1  
&  
Black 1

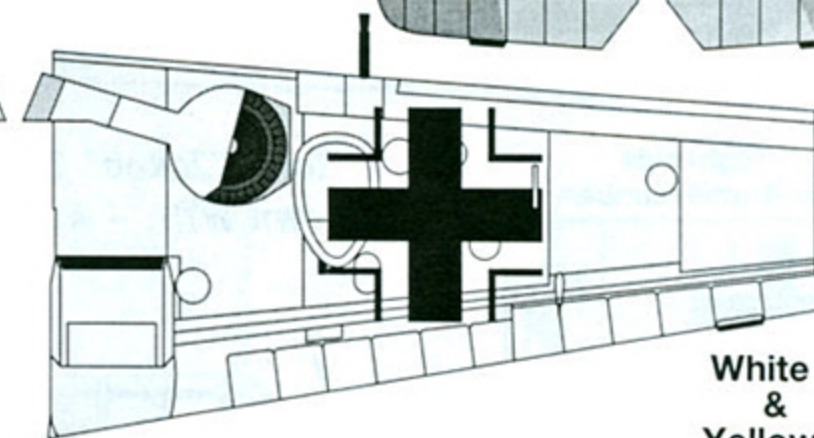
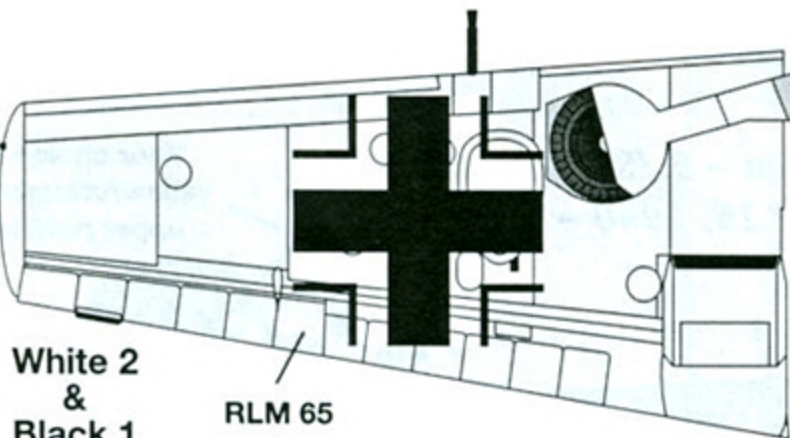
RLM 71

RLM 02



White 2  
&  
Black 1

RLM 65



White 1  
&  
Yellow 1

Oversize wing crosses:  
Trim trailing overhang.

Apply rectangular piece of cross  
to flaps and trim leading overhang.

Stencil Q (left flap)  
& R (main gear struts)  
replace kit decals.

See kit instructions for placement.

Special thanks to  
George R. Morrison, Jr.  
and  
Werner Stocker  
for research assistance.

REFERENCES

A: *Das Jagdgeschwader 51:*  
Michael Meyer & Paul Stipdonk, 1996

B: *Messerschmitt Bf 109B-E:*  
Model Art #375, 1991