


AeroMaster™

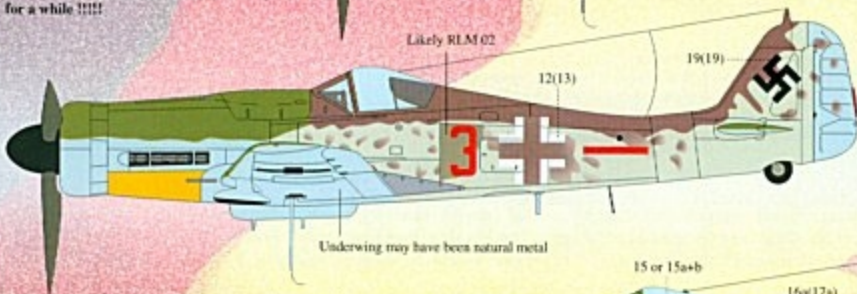
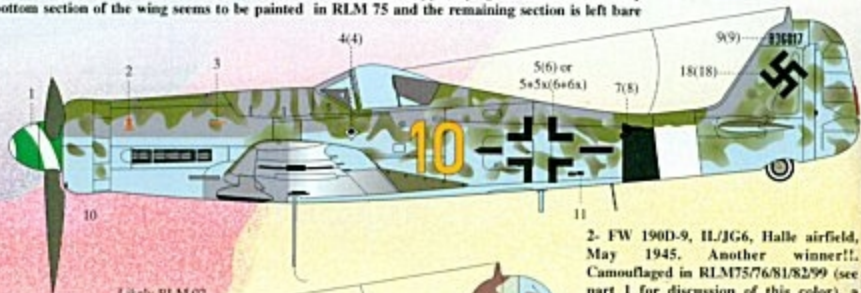
PRODUCTS

LATE DORAS *Pt. II*

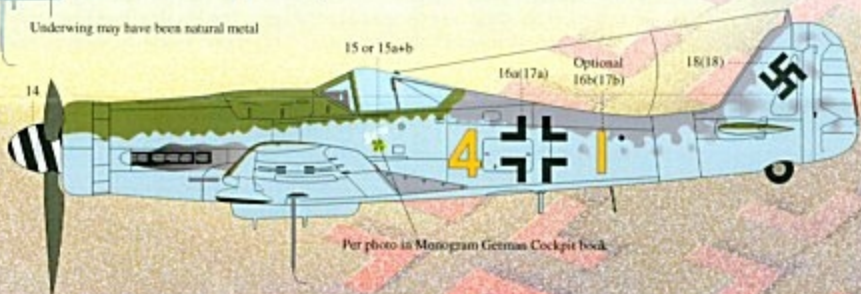


Suggested Kit: Tamiya 1/48 Fw 190D-9

1- FW 190 D-13/R11, W.Nr. 836017, Stab. JG 26, Flensburg Airfield, May 1945. Flown by Maj. Franz Gotz, This A/C has, perhaps one of the most controversial camouflages of any Luftwaffe's fighter A/C. Painted in RLM 75/76/82/83 scheme, the upper flying surfaces show a wavy pattern of RLM 82/83 over 75. The front bottom section of the wing seems to be painted in RLM 75 and the remaining section is left bare Aluminum. The fuselage sides, cowling and horizontal lower tailplanes are in 76. There seems to be some RLM 83 splotching on the main wheel covers. Apply decals 7 / 8 and overspray the spine of the fuselage with RLM 82/83. Green 25 spinner with white spiral. Some drawings depict this A/C with a Black outline to the horizontal command bars, but we don't think so. If you so wish to depict your model, add decals 5X and 6X after decals 5 and 6 are completely dry. WOW!! This one should keep you busy for a while!!!!



2- FW 190D-9, II/JG6, Halle airfield, May 1945. Another winner!! Camouflaged in RLM75/76/81/82/99 (see part I for discussion of this color), a Yellow lower cowling and Black spinner without spiral. A patch of fresh RLM 99 seems to have been applied over earlier markings right behind the Red 3. Notice the RLM 76 rudder. Upper wing seems to have been camouflaged in a pattern of RLM 76/82 !! RLM 70 props on all these A/C. Colorful enough for you?



3- FW 190D-9 of II/JG54, Oldenburg airfield, late 1944. This A/C, flown by Gefr. Werner Merz wears a very standard camouflage of RLM 76/75/82. Some documentation supports that this A/C had a vertical Yellow bar behind the fuselage cross. Black spinner with White spiral.



A/C 1

A/C 2

A/C 3

Likely primer gray

A/C 1

AIRE

Aires offers super-detailing accessories for this and many other subjects in their range. Check our website at www.AeroMaster.com for this and many other wonderful products. Available to You Now!

Catch us on the net!

www.AeroMaster.com

