


LIMITED EDITION!

CED48151

U-2

Dragon Lady

U-2 Stencils & CIA Serial Numbers



Recommended kit:
1/48 Testors U-2

**Cutting
Edge**

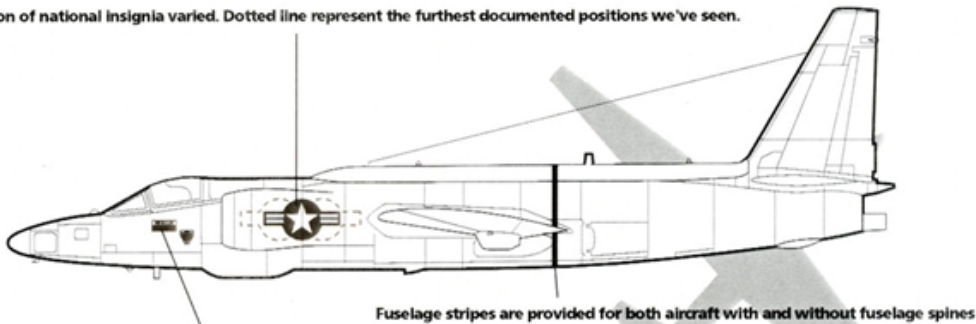
MODELWORKS

P.O. Box 3956
Merrifield, VA 22116
USA

www.meteorprod.com


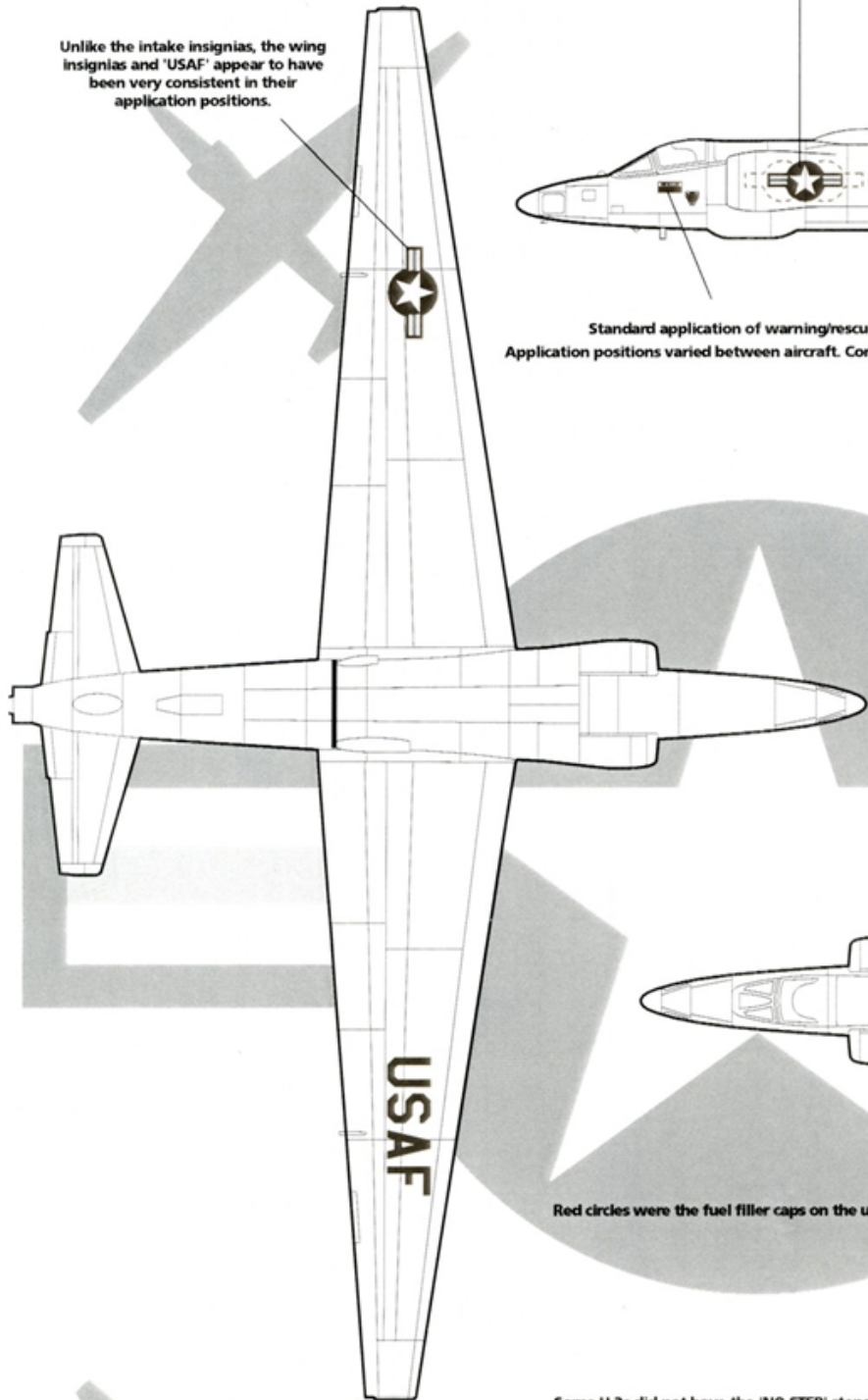
Position of national insignia varied. Dotted line represent the furthest documented positions we've seen.

Unlike the intake insignias, the wing insignias and 'USAF' appear to have been very consistent in their application positions.



Fuselage stripes are provided for both aircraft with and without fuselage spines

Standard application of warning/rescue stencils.
Application positions varied between aircraft. Consult your references.

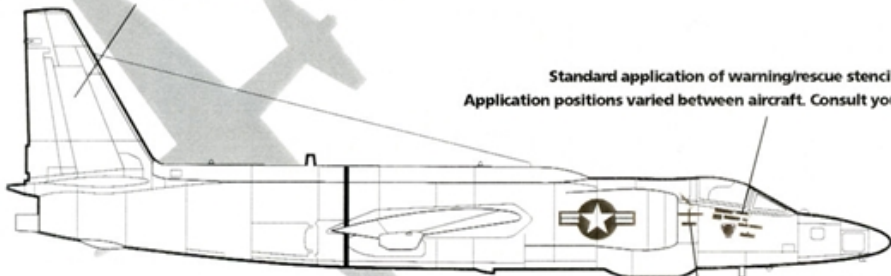


Red circles were the fuel filler caps on the upper wings.

Some U-2s did not have the 'NO STEP' stencils along the wing walks. Simply cut these off of the decal before applying.

Standard application of warning/rescue stencils.
Application positions varied between aircraft. Consult your references.

We've included number sets for early CIA U-2A/Cs. These were the only markings carried by these aircraft.



Most 2-seat U-2s had additional RESCUE markings applied here.

**Cutting
Edge**

®

MODELWORKS

Look for these great U-2 decals from...



CED48049 U-2 #1



CED48050 U-2 #2



..available from

Meteor
A yellow star with a red and orange comet tail, positioned above the word "Productions" in a bold, black, sans-serif font. The word "inc." is written in a smaller font below "Productions".

P.O. Box 3956, Merrifield, VA 22116 USA

☎ 703/971-0500 FAX 703/971-8111

www.meteorprod.com

Write, call, or visit our home page to order our 120+ page catalog of decals, kits, conversions, tools, books, magazines, etc., and we'll send it to you right away!

© Cutting Edge Modelworks, 2001