




EAGLE STRIKE



Marseille A Star in

AFRIKA


48144



Suggested Kit: Hasegawa 1/48 scale BF 109 F-4.

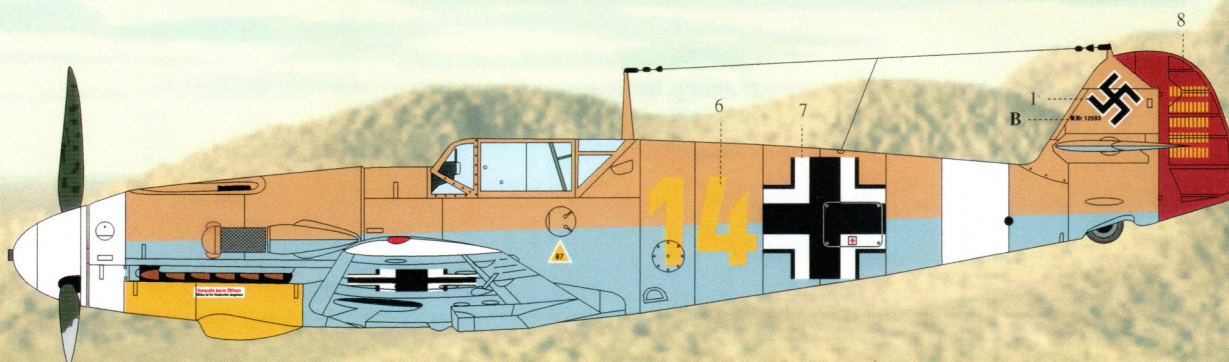

Marseille A Star in AFRIKA

48144

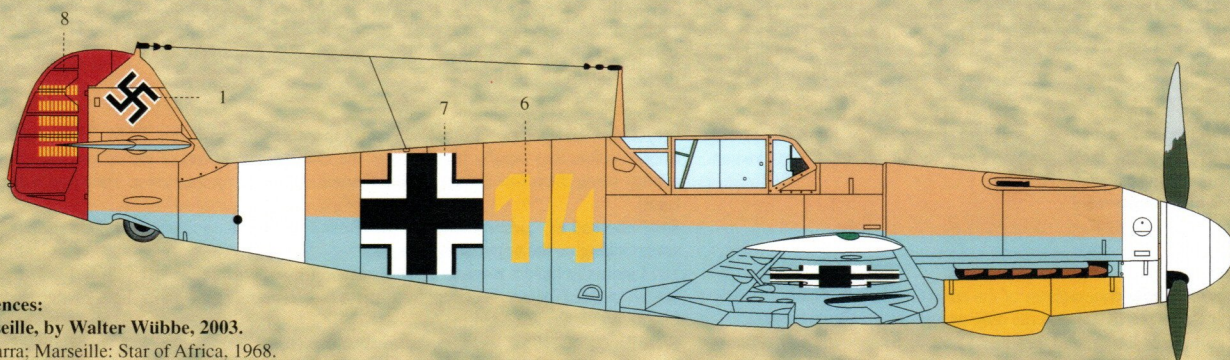


The reason for the White wall tires on the Bf-109 is still unclear. Very reliable sources believe that the main tires with White walls were strengthened for rough field use while the White wall tail wheel had a special treatment for the discharge of static electricity. Makes sense?

A/C 1




A/C 2

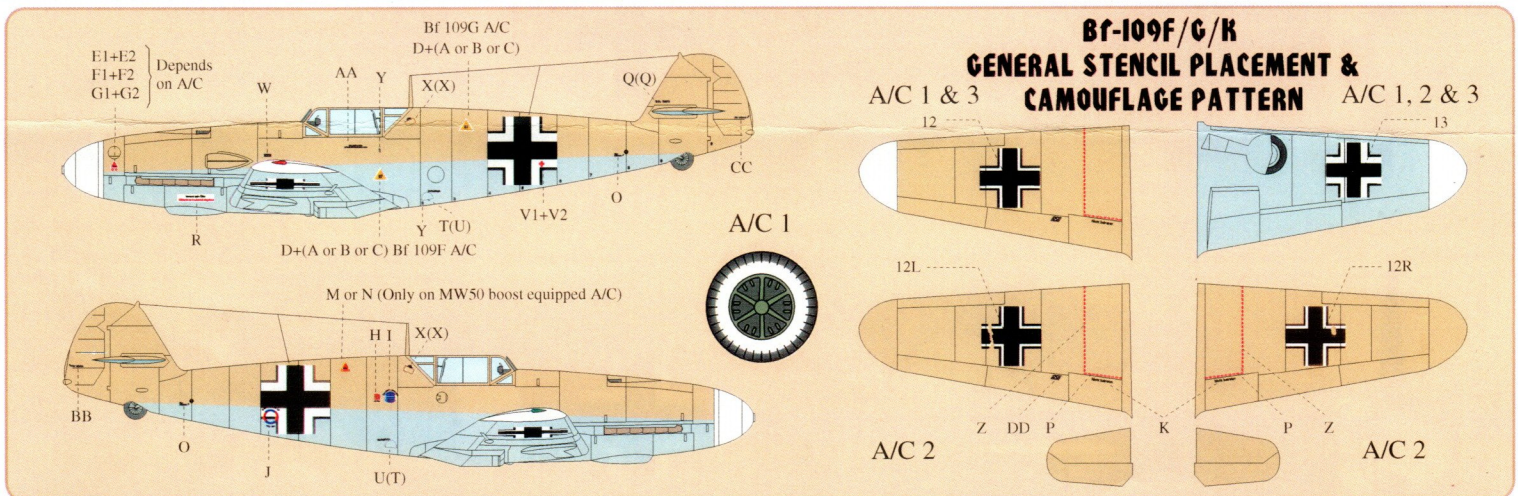


References:

- . Marseille, by Walter Wübbe, 2003.
- . Nowarra: Marseille: Star of Africa, 1968.
- . Beaman: Last of the Eagles, 1976.
- . Bunrin-Do Co: The Koku-fan Pictorial History of the Bf109. Vol 22, No. 5 April 1973 of Koku-fan Magazine.
- . Model Art # 161. Messerschmitt Bf109B-F. 1979
- . Luftwaffe Fighter Units. Osprey/Airwar No. 20. Osprey, 1978.



A/C 3



A/C 1

A/C 2

A/C 3

Bf109F-2Z Wr.Nr. 8673. Flown by Staffelkapitan H.J. Marseille. 3./JG27. Quotaiyya, Egypt, September 1942. Notice White upper wing tips, White walls and circular wheel wells. Reference 1, pg. 317.

Bf109F-4Z Wr.Nr. 8693. Flown by Lieutenant H.J. Marseille. Martuba, Libya, February 1942. Notice the absence of White upper wing tips, stiffeners and White walls. Also notice worn out paint on the propellers and circular wheel wells. All along, this A/C was believed to be Wr.Nr.12593. Ref. 1, pg. 181.

Bf109F-4Z Wr.Nr. 10137. Flown by Staffelkapitan H.J. Marseille. 3./JG27. Ain El Gazala, Libya, June 1942. Notice the circular wheel wells, White upper wing tips and absence of White walls. Reference 1, pg. 225.

Much has been written about Marseille in countless books and articles. We will not repeat that story again, instead we will give you the most accurate depiction of his three well known aircraft in the highest possible quality decal available today.

Three of his Aircraft have been well documented.

- . WR.Nr 8673 (BF 109F-2Z)
- . Wr. Nr 8693 (BF 109F-4Z)
- . Wr. Nr 10137 (BF 109F-4Z)

All three aircraft had the deeper late style chin radiator of the early G series. 8673 was the only one to have the rear fuselage stiffener plates and also the only one with the white wall tires.

10137 had the larger G style carburetor intake, and they all had the circular wheel wells. White spinners, cowling rings, fuselage bands and upper/lower wing tips were common to all, except 8693, the only one to display its upper wing tips in sand color. Yellow lower cowling bottoms decorated the three aircraft, while the standard colors of RLM 78 Hellblau and RLM 79 Sandgelb made up the camouflage scheme. Aircraft in the desert must by force, weather intensively and these three birds were no exception. Upper surface finish on these aircraft was

very faded and perhaps even chalky in appearance. Beware that RLM 78/79 are two very intense colors that rapidly faded due to the climatic conditions of the desert. We caution you against using them full strength without some degree of toning down. They just will not look right!

8693 also had its Rudder painted in Red/Brown primer, reason unknown. This aircraft also had some flaking on the upper wing crosses.

8673 seems to have a patch of fresher sand color underneath the left yellow 14. The propeller blades showed heavy abrasion from the sand, especially the outer half of the back of the blades, on all aircraft.

Stencils do not show well on the available pictures (except the fuel triangle). Full sets of stencils are provided but we advise caution on the application. Look at the references.

We believe these are all the important issues to consider while building these famous aircraft, of perhaps, the most gifted pilot of the World War II Luftwaffe. Final adjustments have been made with the arrival of the book "Marseille" by W. Wübbe.

Happy Modelling,