

EAGLE STRIKE




48032

A-4 Skyhawks



Part III

A-4 SKYHAWKS

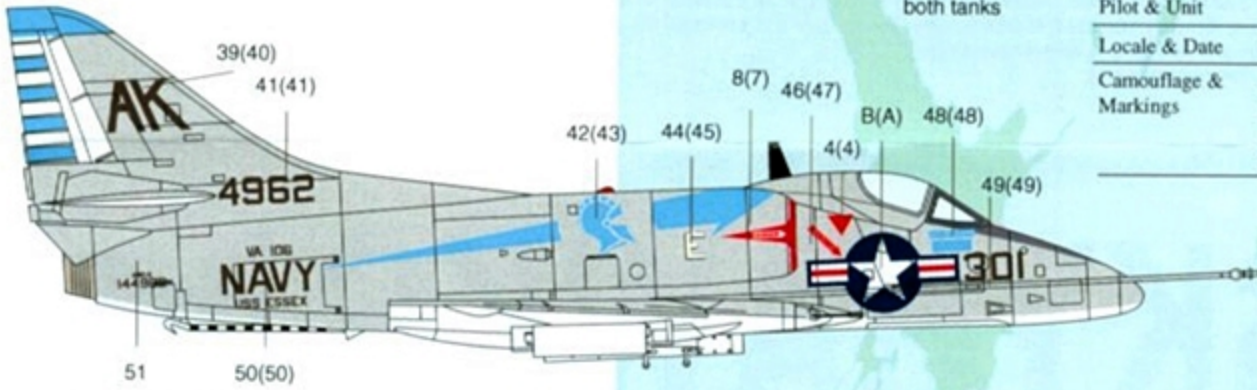
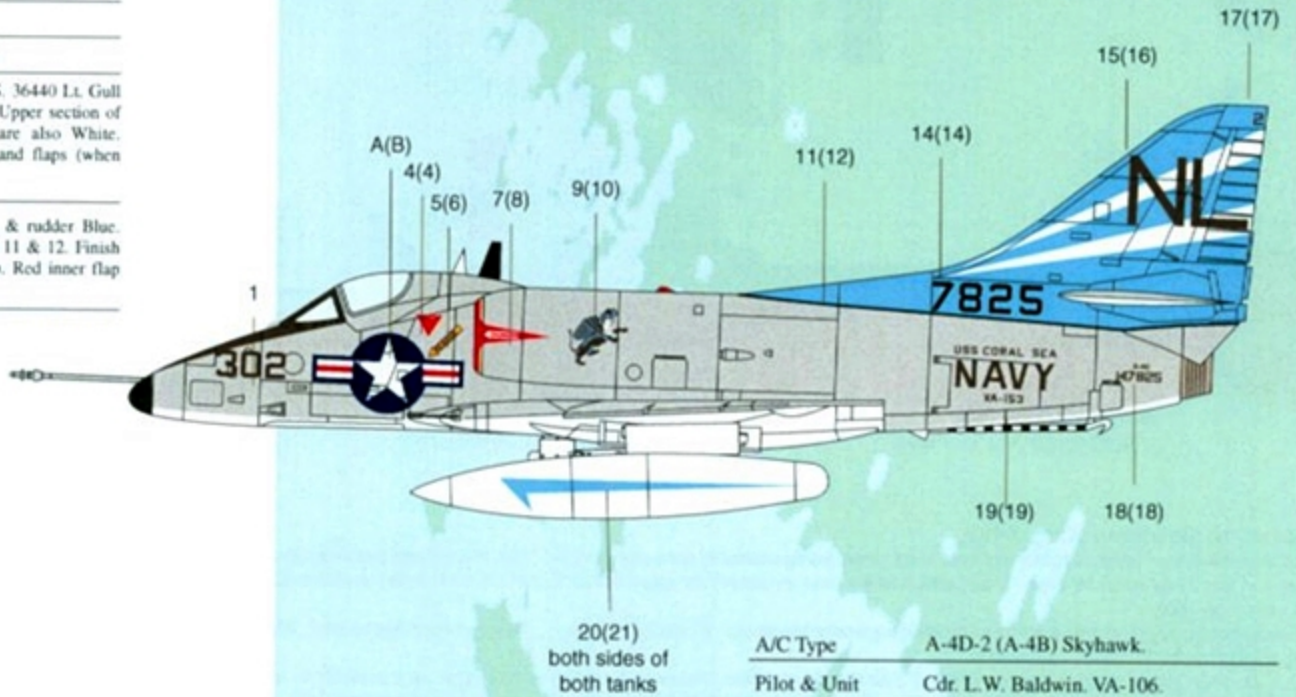


Suggested Kit: Hobbycraft A-4 Skyhawk



Part III **A-4**
A-4 Skyhawks

A/C Type	A-4C Skyhawk.
Pilot & Unit	VA-153.
Locale & Date	USS Coral Sea, 1960-70.
Camouflage & Markings	Basic Navy colors of F.S. 36440 Lt. Gull Grey over Gloss White. Upper section of ailerons and elevators are also White. Exposed areas of slats and flaps (when deployed) are Red.
Remarks.	Modeller must paint fin & rudder Blue. Trim the base with parts 11 & 12. Finish as usual. Black nose cap. Red inner flap and slat areas.



A/C Type	A-4D-2 (A-4B) Skyhawk.
Pilot & Unit	Cdr. L.W. Baldwin, VA-106.
Locale & Date	USS Essex, Late 60's.
Camouflage & Markings	As per A/C 1. Modeller must match and paint the Blue area on the tail. See note. Finish as usual. Inner slat section is NOT Red. Grey nose cap.

© Copyright ESP 06/2000

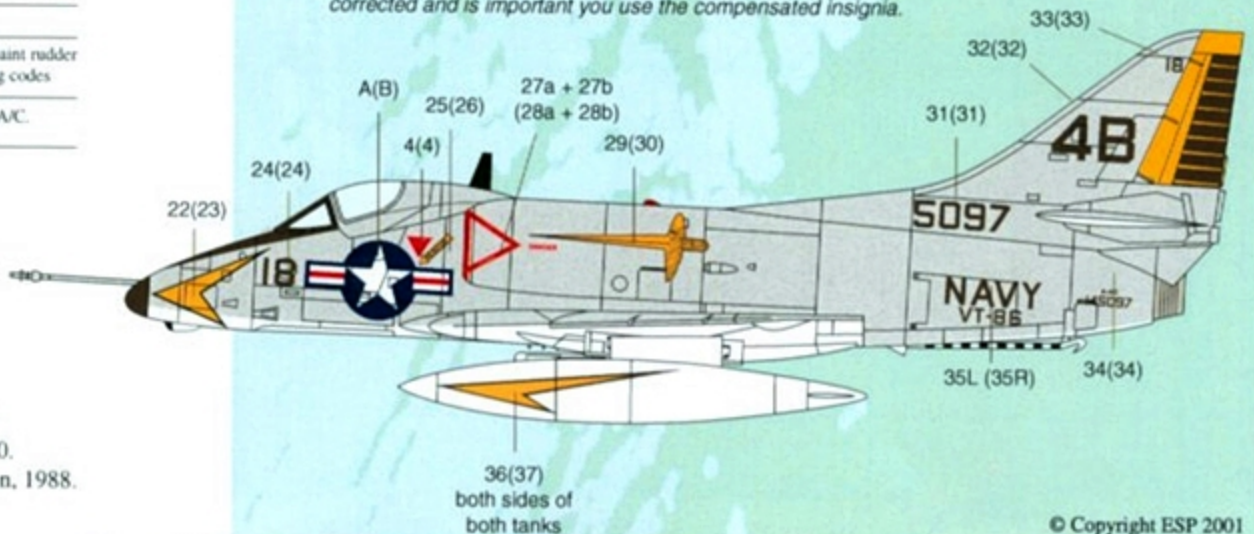
Note to modeller:

Due to the complexity of the Rudder Ribbing, we do not believe that a decal would conform to the necessary shapes, therefore we decided to let you paint these colors. Patience pays. Two of these A/C have Black anti-glare panels, the third one has a Medium Gray A/G panel with Gloss Red inner slats and flaps. Landing gear doors were also outlined with Gloss Red. Also insignia bars do not rest on fueling probe tube. They should be parallel to it and about 0.75 mm above. Your decal has been corrected and is important you use the compensated insignia.

A/C Type	A-4C Skyhawk.
Pilot & Unit	VT-86 Training Unit.
Locale & Date	Unknown.
Camouflage & Markings	As per A/C 1. Modeller must paint rudder Yellow & Black. No upper wing codes
Remarks	Notice the lack of guns on this A/C.

Research:
Norris Graser.

References:
- Wings of Fame, Vol. 4, 1996.
- A-4 Skyhawk, Osprey No. 11, 1987.
- Colorful Skyhawks, Tab Books, 1990.
- USN Aircraft Carrier Units, Squadron, 1988.



© Copyright ESP 2001