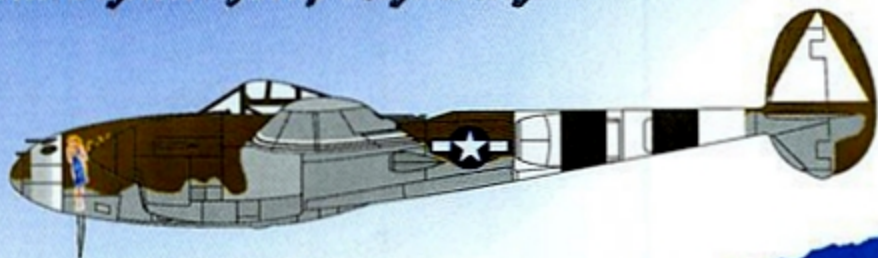


*AeroMaster*

48-289



*20th Fighter Group Lightnings*

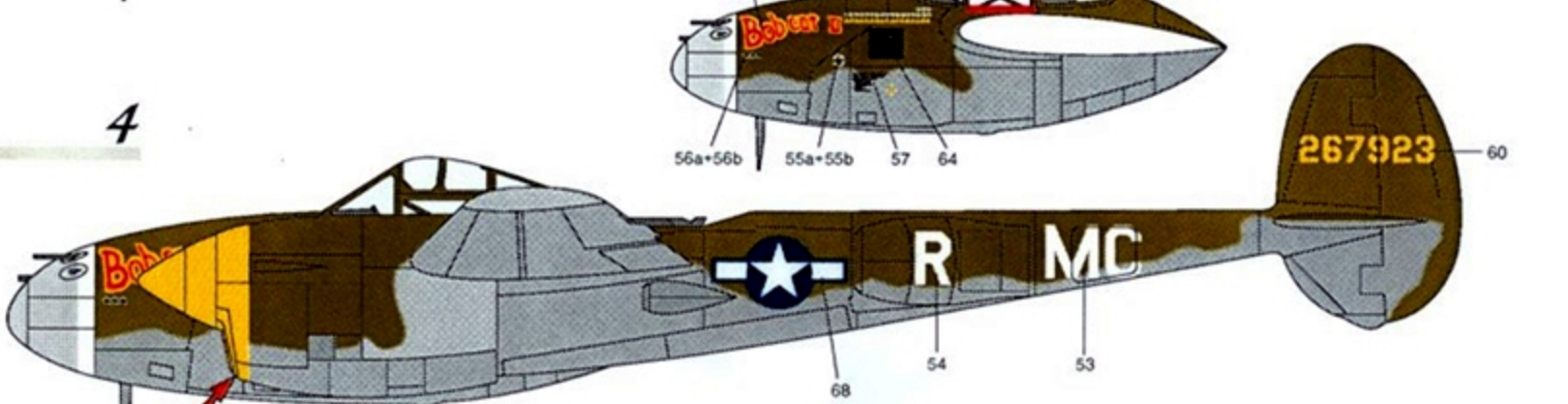
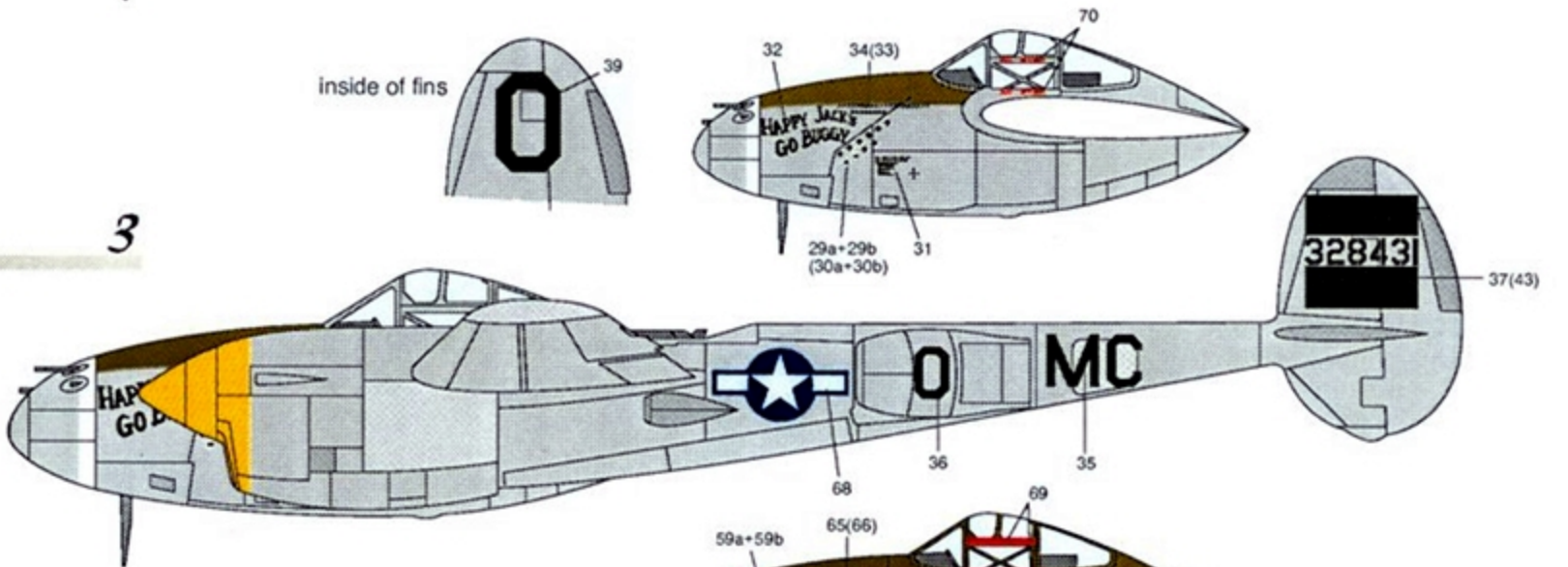
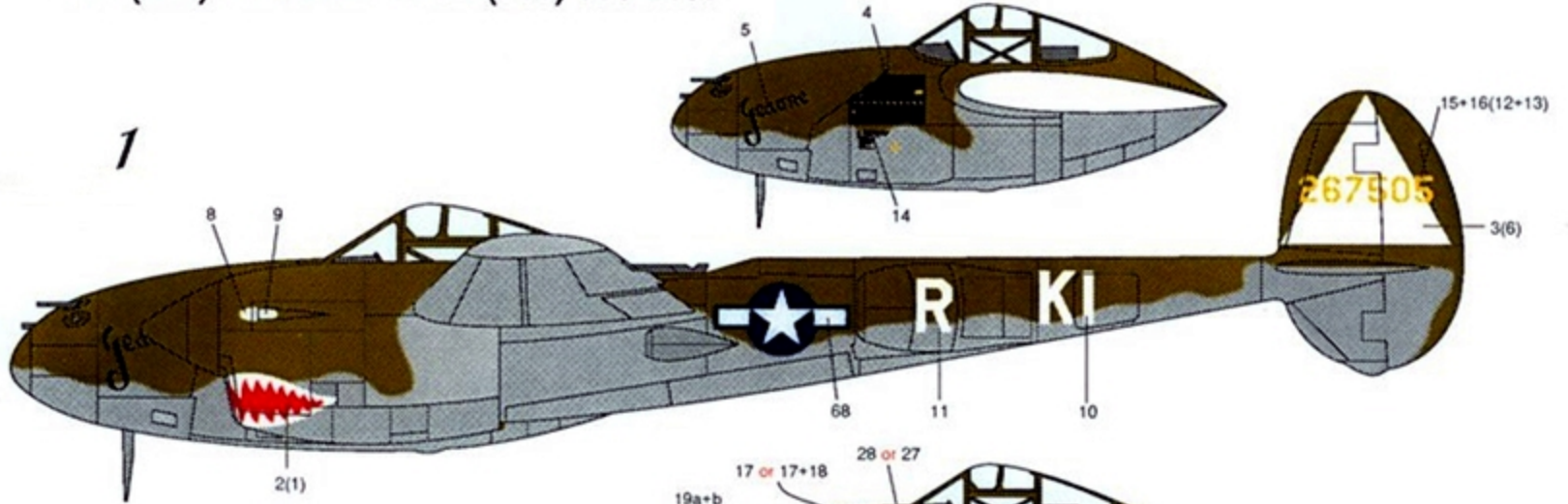


48-289

# Aeromaster Decals™

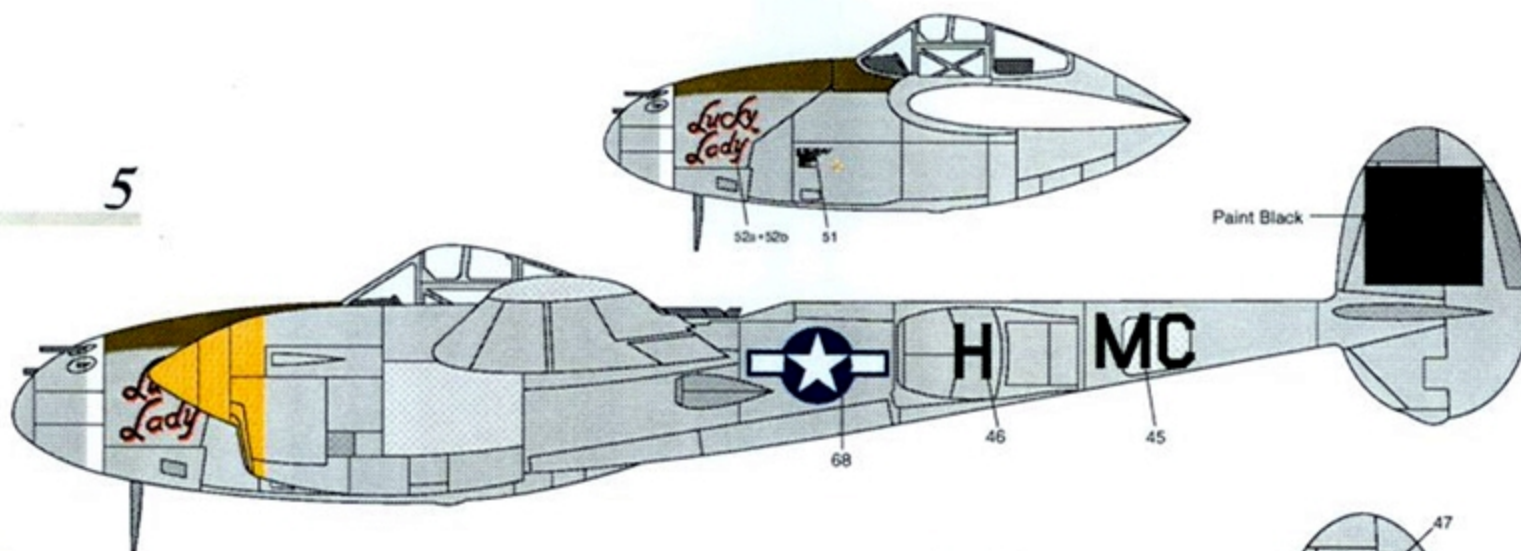
3615 NW 20th Ave • Miami, Florida 33142 • USA  
 Tel. (305) 635-3134 • Fax (305) 638-4197

20th Fighter Group Lightnings  
 48-289



58(Forward bottom edge of port engine, immediately below CENTER intake opening)  
 (Unknown if on starboard engine)

# AeroMaster Decals™



Offset Black to the upper left of Red to create a Red drop shadow



inside of fins

**1**  
P-38J "Jeanne" 42-67505, flown by Lt. Roy Scruthfield, 55th Fighter Squadron. This lightning carried the standard color scheme consisting of Olive Drab upper surfaces and Neutral Gray lower surfaces. Modellers should note that the shark mouth and eyes appear on BOTH sides of each engine (4 total).


**2**  
P-38J "California Cutie" flown by Lieutenant Loehnert, 55th Fighter Squadron. This lightning carried the standard color scheme described above, but with full D-Day invasion stripes. The nose had a White stripe and bare metal area just forward of the stripe. It is not very clear to us if mission marks were White or Yellow, therefore extra decals are provided to do either version. If the Yellow version is chosen, place yellow part (item 18) on top of White (item 17) for opacity.

**3**  
P-38J "Happy Jack's Go Buggie", 43-28431, flown by Major Jack Ilfrey. This aircraft was overall bare metal with an O.D. anti-glare panel and White stripe on the forward nose. It is unknown if nose art, mission, and kill markings were carried on the opposite side, but extra decals are included.

**4**  
P-38J "Bobcat II" flown by Col. Bob Meyers, 79th Fighter Squadron. This lightning carried the standard camouflage scheme described above. The nose had a White stripe and bare metal area just forward of the stripe. It is unknown if nose art and mission marks were carried on the starboard side of the aircraft.

**5**  
P-38J "Lucky Lady" flown by Arthur W. Heiden who flew over 300 combat hours in this aircraft. Overall bare metal with Yellow spinners and forward engines. The nose had a White stripe. It is unknown if nose art was carried on the stbd. side of the aircraft.

upper wing insignia location.



P-38 stencils are available in AMD 148-016

## References:

1. 20th Fighter Group, R. Mackay, 1996
2. Famous Airplanes of the World P-38

## Suggested Kits:

- Minicraft P-38
- Hasegawa P-38
- Monogram P-38

Recommended AeroMaster Warbird Colors Acrylic			
1001	Gloss Clear	1011	Yellow
1002	Semi-Gls Clr	1012	White
1003	Flat Clear	1013	Black
1004	Tire Black	1040	US Olive Drab 41
		1041	US OD 41 Faded
		1043	US Neutral Gray 43

Recommended AeroMaster Warbird Colors Enamels			
9001	Black	9040	US Olive Drab 41
9002	White	9041	US OD 41 Faded
9003	Yellow	9043	US Neutral Gray 43
9004	Blue		
9005	Red		
9010	Tire Black		

If you have suggestions for future subject matter, AeroMaster would like to hear from you. Our goal is to provide high quality, well researched decals of unusual and interesting subjects. We value our customers' input, so if you have specific suggestions or photographs of unusual subject matter which you would be willing to share, please contact:

**AeroMaster Decals™**  
3615 NW 20th Ave • Miami, Florida 33142 • USA