

1/48 Scale

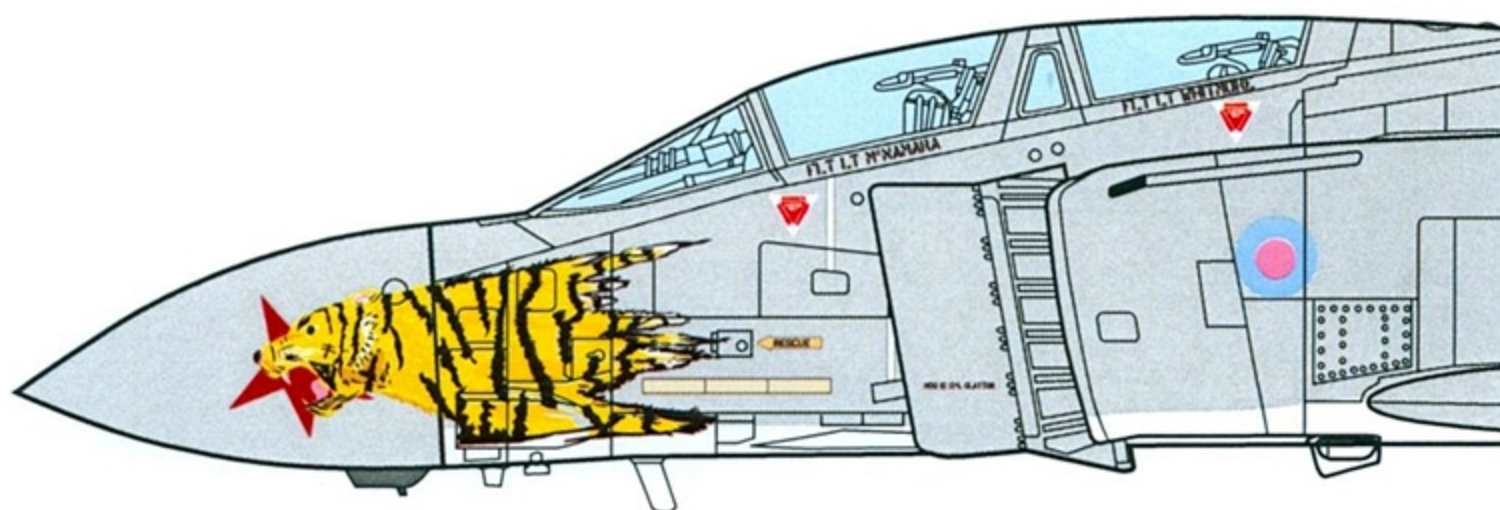
Yellowhammer
Models™

YHD48014

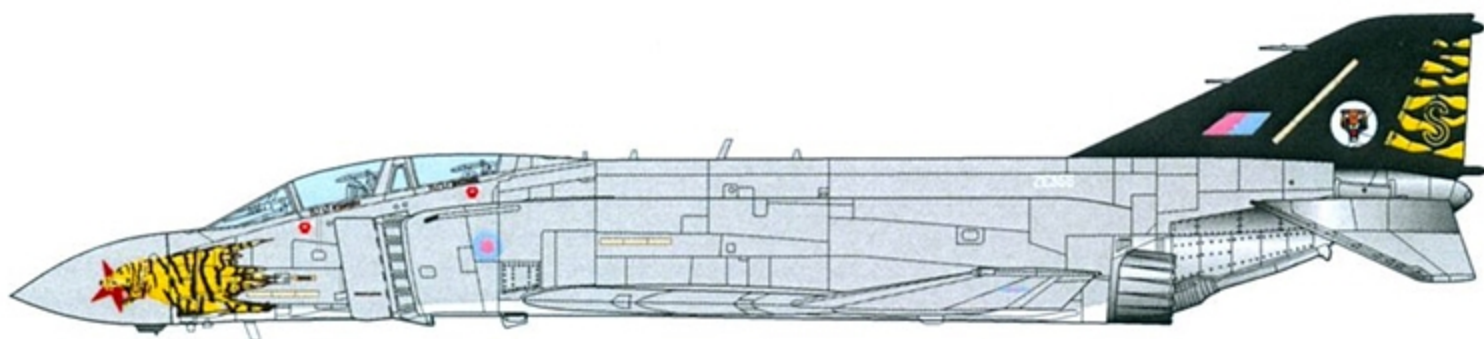
For the Hasegawa
F-4J kit

F-4J (UK) Phantom

F-4J (UK) Phantom II



74 "Tiger" Squadron, RAF



Contains enough markings for any one of
the F-4J (UK) aircraft of 74 Sq, RAF, with tail
code letters T, I, G, E, R, or S, Q, or N!

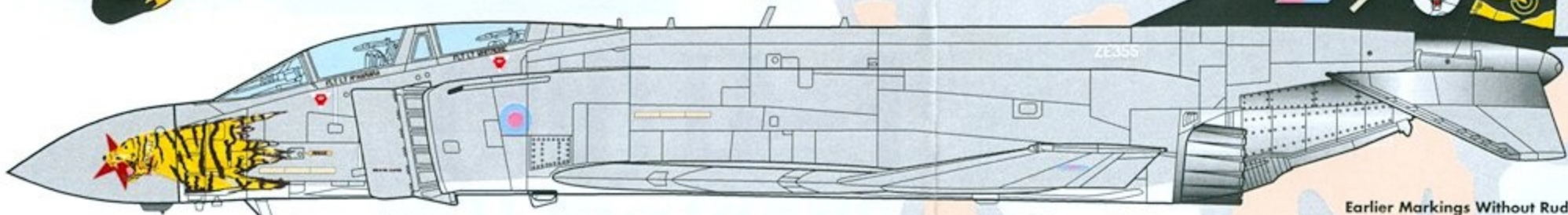


Helmet Stripes Decals

Full 1988 NATO Tiger Meet markings

Yellowhammer Models

F-4J (UK)
YHD32005
YHD48014
YHD72001

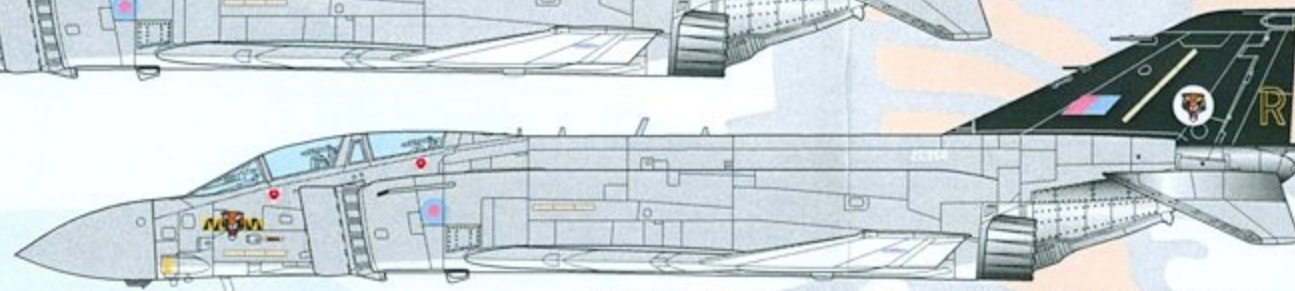


The top part of the air conditioner intake must be painted yellow before applying the intake decal

Earlier Markings Without Rudder Stripes



Early Markings with Gray Tail and Black Tail Code



Standard 74 Sq Markings with Black Tail & Yellow Outline Tail Code

Due to delays in the development of the Panavia Tornado F.2 and the general drawdown of Royal Air Force units, Britain obtained 15 ex-US Navy or Marine Corps F-4Js to aid in the air defense of Great Britain. Reworked before delivery to incorporate the Service Life Extension Program (including RWR antennas on the engine air intakes and low intensity formation lights on the fuselage and tail) at NAS North Island, California, all 15 jets went to the reconstituted 74 Sq at RAF Wattisham. They were initially delivered to the UK in September, 1984. Note these jets were equipped with standard USN (NOT RAF) Martin Baker H7 ejection seats, which necessitated the crew using USN G-suits and survival packs! They wore RAF issue flightsuits and helmets.

The US Navy repainted the aircraft in grays which very poorly matched the British standards—some aircraft appeared considerably too blue and others considerably too green, so they were quickly repainted in the UK using "real" British colors!

The main subject of this sheet, ZE355/S, was one of four 74 Sq Phantoms to attend the 28th NATO Tiger Meet held at Cameri, Italy, in July, 1988. The jet arrived at the Italian airfield wearing the standard RAF gray (grey?) scheme and 74's standard plain black vertical tail. However, the 1988 Tiger Meet was the first time the F-4Es of the 141st TFS, New Jersey ANG, were invited, and they arrived with fresh paint and the NJANG's beautiful, huge, dark gray tiger head painted on both sides of their noses. Not to be outdone, the intrepid RAF crews headed to the nearest town to buy *color* paint. Soon ZE355 sported this huge, *colorful*, tiger chomping a red Soviet star! While the tiger artwork is more reminiscent of Picasso than real life, it made for one of the most striking schemes ever applied to a Phantom. For you diorama builders, the RAF Phantoms were seen parked at the meet with their wings folded and refueling probes extended.

Barley Grey BS4800-18B-21
 (sometimes called Flint Grey)
 (FS 36314)

Medium Sea Grey BS381C:637
 (FS 36270)

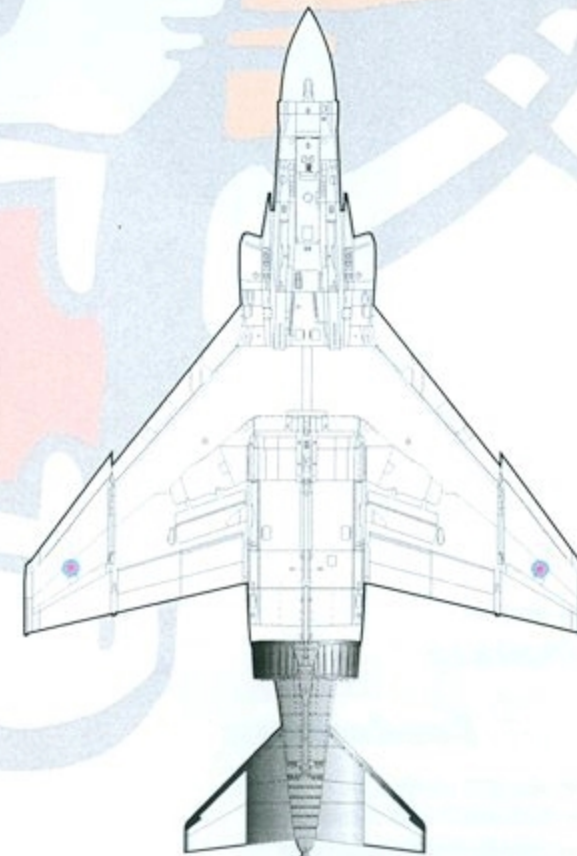
Light Aircraft Grey BS381C:627
 (FS 36440)


Special thanks to...

Pietro Borsato & Dave Wadman

We've been able to identify the crew names in the table at the right from numerous photos... obviously, there were other aircrew who flew F-4J (UK) with 74 Sq, and most likely some of these crewmen changed aircraft during their assignment to 74. There were other jets assigned to the squadron as well, but only the tailcodes that spell "TIGER SQN" are covered by this decal sheet.

Code	Serial	USN BuNo	Pilot	Navigator
T	ZE350	153768	Fl/Lt Morrison	Fl/Lt Morrison
I	ZE351	153773	Gp/Capt Park	Fl/Lt Marks
G	ZE352	153783	Fl/Lt Abell	Fl/Lt Fullford
E	ZE353	153785	Fl/Lt McQuade	Fl/Lt Yapp
R	ZE354	153795	Fl/Lt Stinton	Fl/Lt Uren
			Flt Lt Murdoch	Flt Off Evans
S	ZE355	153803	Fl/Lt Paine	Sqn/Ldr Rodda
Q	ZE356	153850	Flt Lt McNamara	Flt Lt Whitmore
N	ZE357	153892	Fl/Lt Stinton	Fl/Lt Uren





...available from

Meteor

Productions^{inc.}

P.O. Box 3956, Merrifield, VA 22116 USA

☎ 703/440-8720 FAX 703/440-8724

www.meteorprod.com

Write, call, or visit our home page to order our 120+ page catalog of decals, kits, conversions, tools, books, magazines, etc., and we'll send it to you right away!

© Yellowhammer Models, 2004