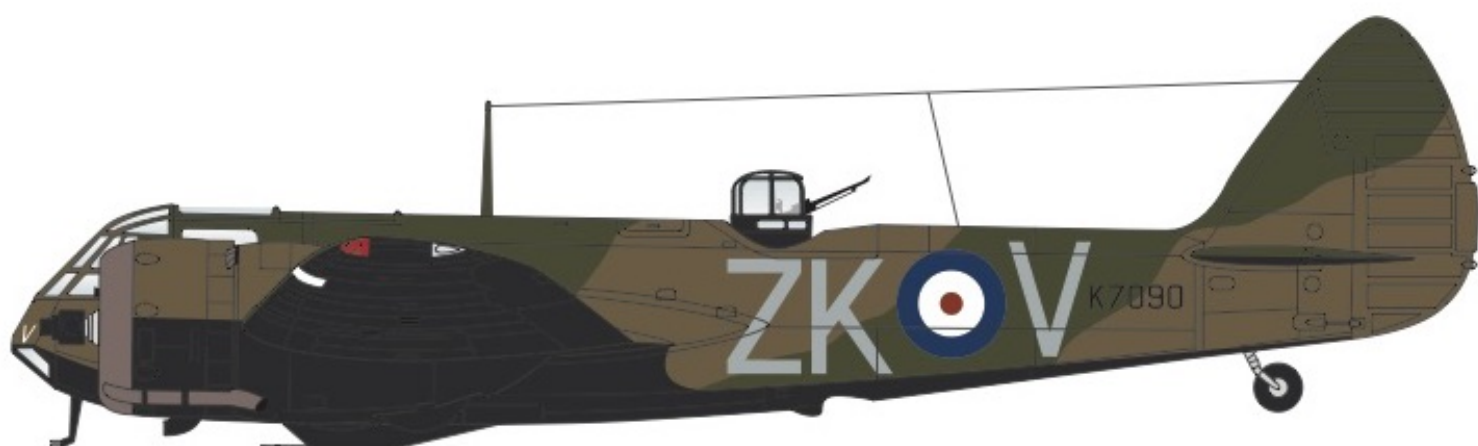
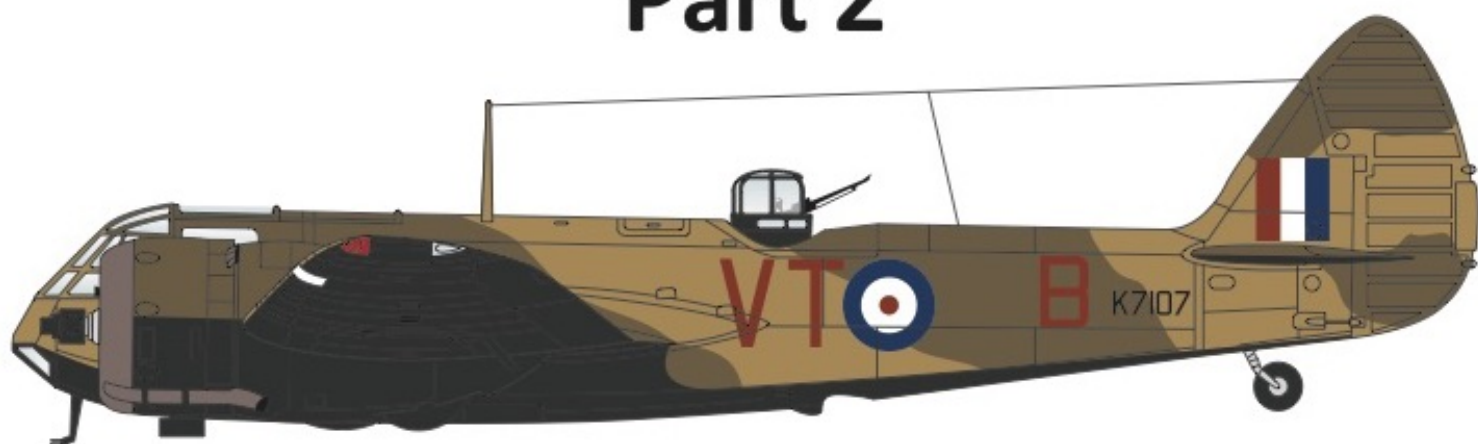


Bristol Blenheim Mk.I/Mk.If Part 2



For the best results these decals should be applied to a gloss surface such as provided by either Xtracolor or Xtracrylix paints. Cut out the decal required and soak in warm water until the decal is released from the backing paper. Wet the area to be decaled with MICRO SET which will help to eliminate air trapped under the decal and position the decal.

After 5 or 10 minutes wet the decal with MICRO SOL which will soften the decal and ensure that it settles down over any surface detail. Allow the decal to dry for at least 12 hours. During this time some wrinkling of the decal may occur, this is normal. Do not touch the decal at this time.

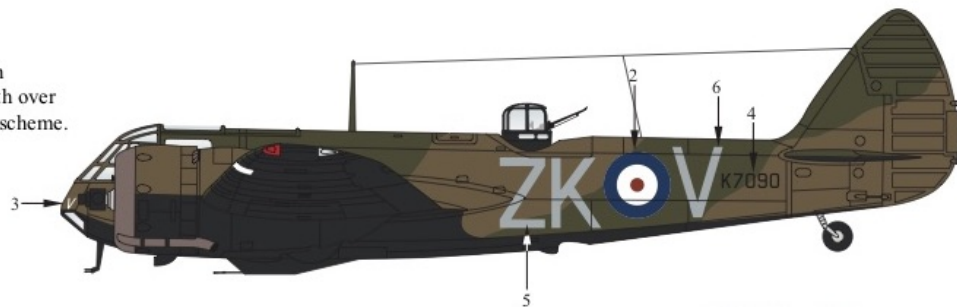
Carefully check for small air bubbles and if there are any prick with a needle and apply a drop of MICRO SOL. After all air bubbles have been eliminated and the decals are dry wash the entire model with water to remove any excess decal adhesive.

When completely dry the whole model should be sprayed with a coat of Xtracolor or Xtracrylix Flat, Satin or Gloss varnish depending on the finish required.

Store in a cool dry place, avoid sunlight, dampness or extremes of temperature and/or humidity.

Bristol Blenheim Mk.IF,
 K7090, 'ZK.V'
 of 25 Squadron,
 Royal Air Force
 based at RAF North Weald,
 UK,
 February,
 1940.

K7090 was finished in
 the Dark Green & Dark Earth over
 half Night/White undersides scheme.

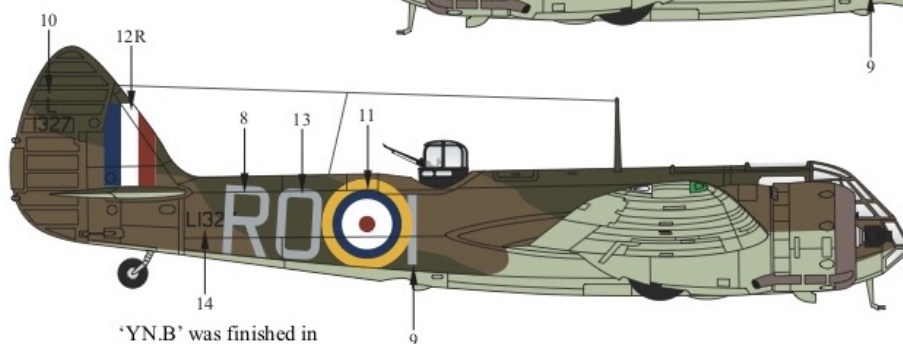
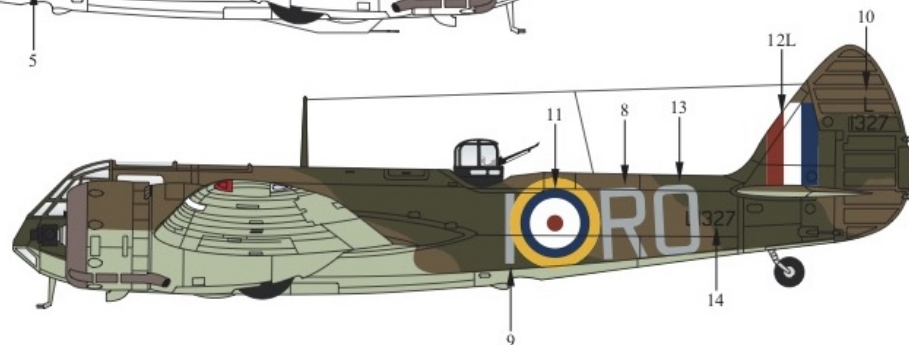


Modellers Note:
 This airframe had the
 cannon pack fitted.



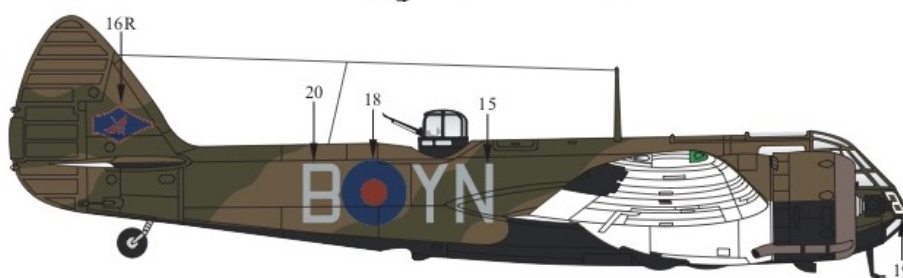
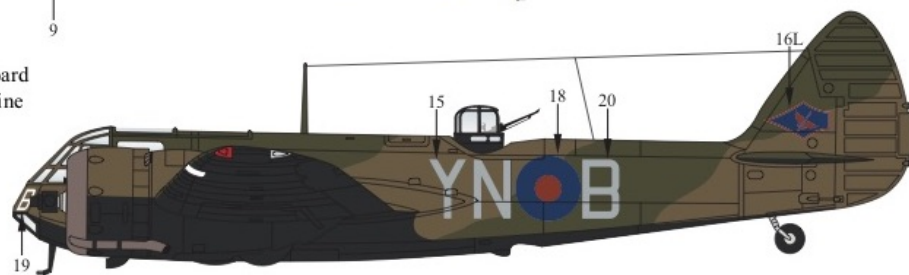
Bristol Blenheim Mk.IF,
 L1327, 'RO.I'
 of 29 Squadron,
 Royal Air Force
 based at RAF Digby,
 UK,
 June, 1940.

L1327 was finished in
 Dark Green & Dark Earth over
 Sky 'Type S' undersides.



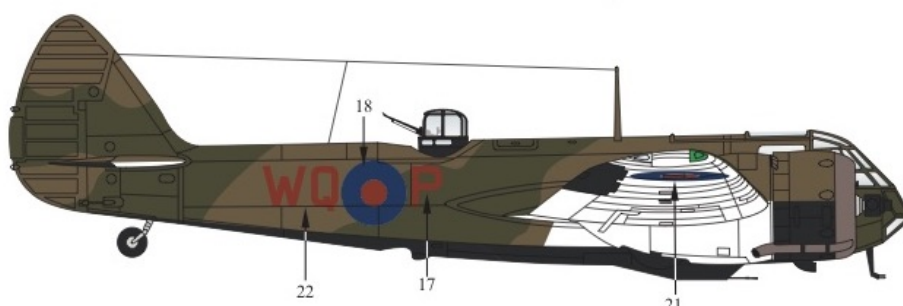
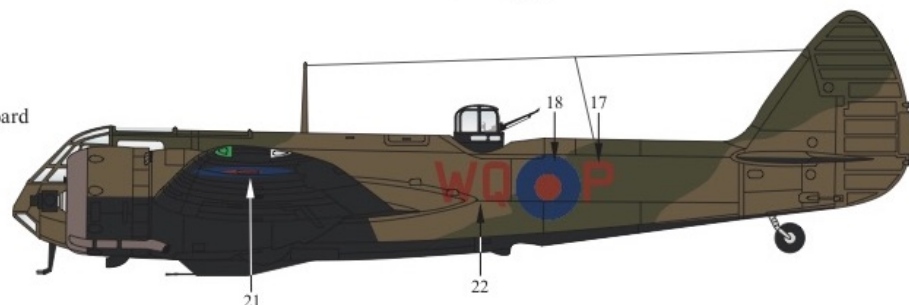
Bristol Blenheim Mk.I,
 serial unknown, 'YN.B'
 of 601 Squadron,
 Royal Air Force
 based at RAF Hendon,
 Middlesex,
 UK, Summer,
 1939.

'YN.B' was finished in
 Dark Green & Dark Earth over
 Night undersides but with the starboard
 wing being White with a Night engine
 cowling and aileron.



Bristol Blenheim Mk.IF,
 serial unknown, 'WQ.P'
 of 604 Squadron,
 Royal Air Force
 based at RAF Hendon,
 Middlesex,
 UK, Spring,
 1939.

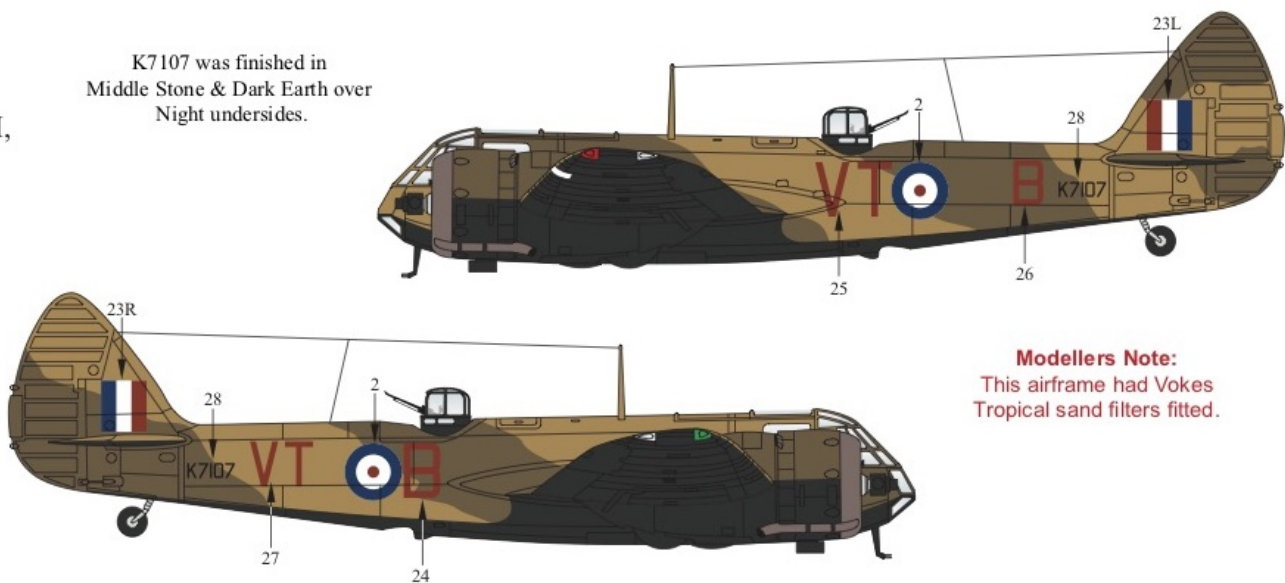
'WQ.P' was finished in
 Dark Green & Dark Earth over
 Night undersides but with the starboard
 wing and tailplane being White
 with a Night engine
 cowling and ailerons.



Modellers Note:
 This airframe had the
 cannon pack fitted.

Bristol Blenheim Mk.I,
 K7107, 'VT.B'
 of 30 Squadron,
 Royal Air Force
 based at Ismailia,
 Egypt,
 11 April, 1940.

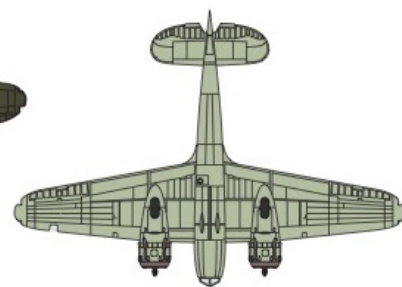

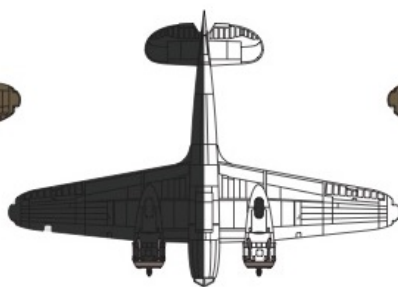

K7107 was finished in
 Middle Stone & Dark Earth over
 Night undersides.



Modellers Note:
 This airframe had Vokes
 Tropical sand filters fitted.

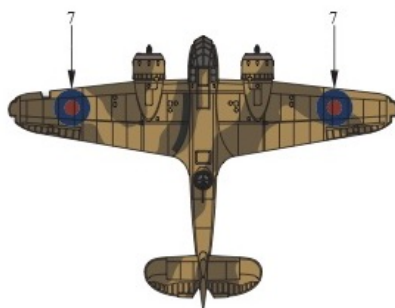
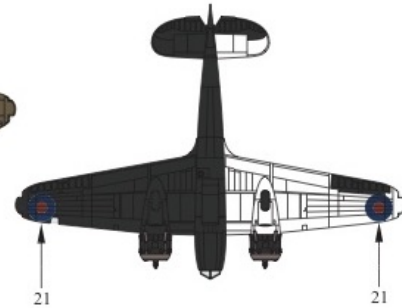

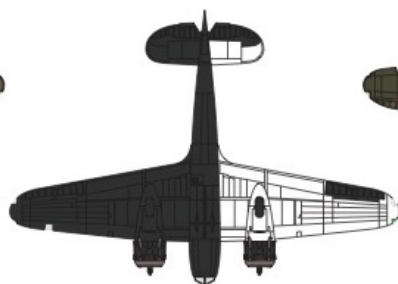

Bristol Blenheim Mk.If,
 K7090, 'ZK.V'.

Bristol Blenheim Mk.If,
 L1327, 'RO.I'.



Bristol Blenheim Mk.I,
 serial unknown, 'YN.B'.

Bristol Blenheim Mk.If,
 serial unknown, 'WQ.P'.



Bristol Blenheim Mk.I,
 K7107, 'VT.B'.



Xtracolor Paints

- X001 Dark Green
- X002 Dark Earth
- X007 Sky
- X009 Middle Stone
- X012 Night
- X026 Azure Blue
- X141 White

Paints:

The colours used on these aircraft can be found in the
 Xtracolor (prefix number with X) and Xtracrylix
 (prefix number with XA1) range of paints.

Xtracrylix Paints

- XA1001 Dark Green
- XA1002 Dark Earth
- XA1007 Sky
- XA1009 Middle Stone
- XA1012 Night
- XA1026 Azure Blue
- XA1141 White