

Third Group Decals™

PO Box 98865 Tacoma, WA 98498-0865 USA

Tel: (206) 475-9505 ~ Fax: (206) 475-1597

Internet: TGDecals @ AOL.com

A THREE GEESE PUBLISHING COMPANY

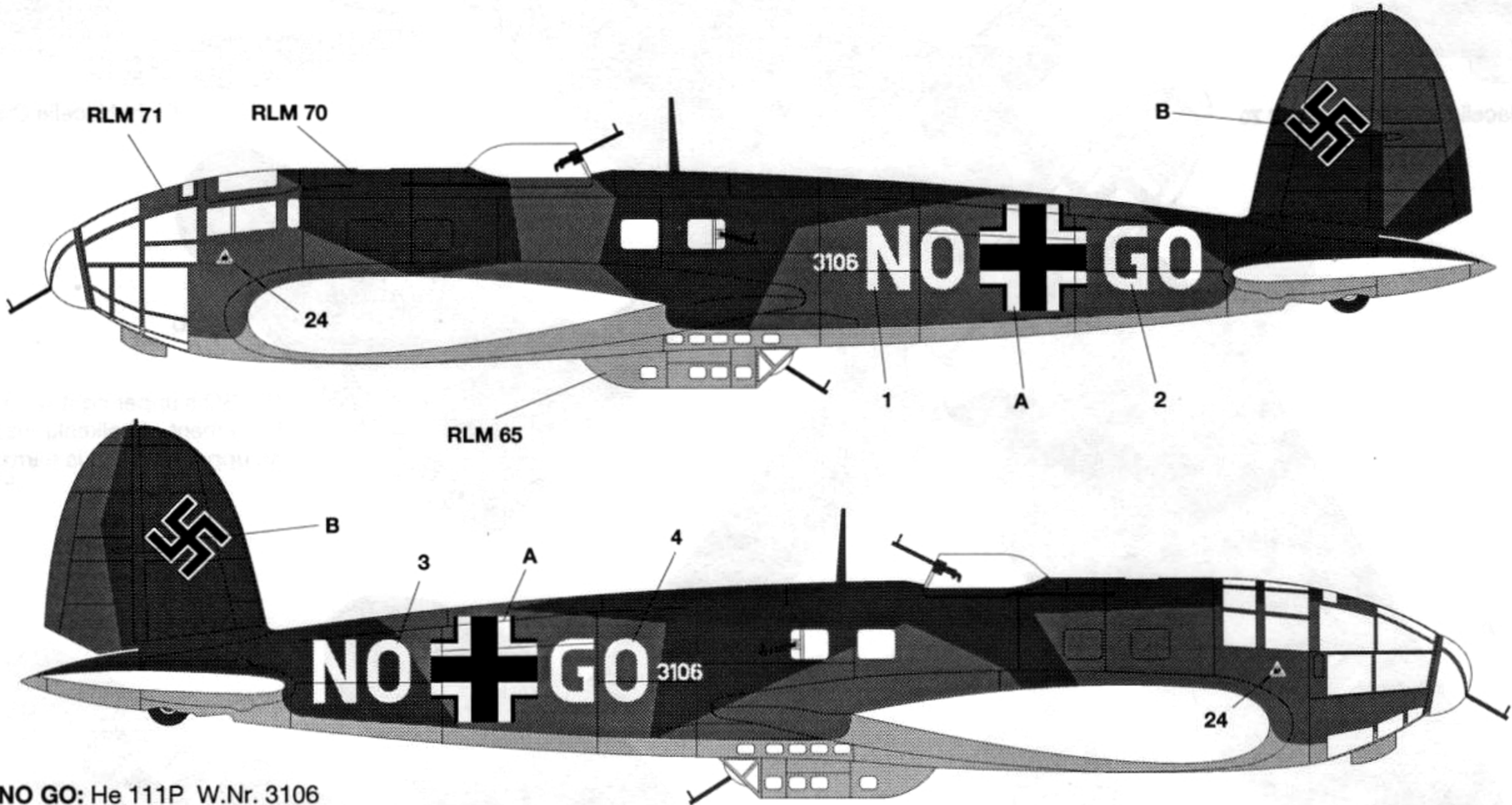
1:48 scale

48-001

Heinkel He 111Ps

"NO GO" & KG 27 "Boelcke" Hinein

1939-40



Third Group Decals 48-001

White NO GO: He 111P W.Nr. 3106

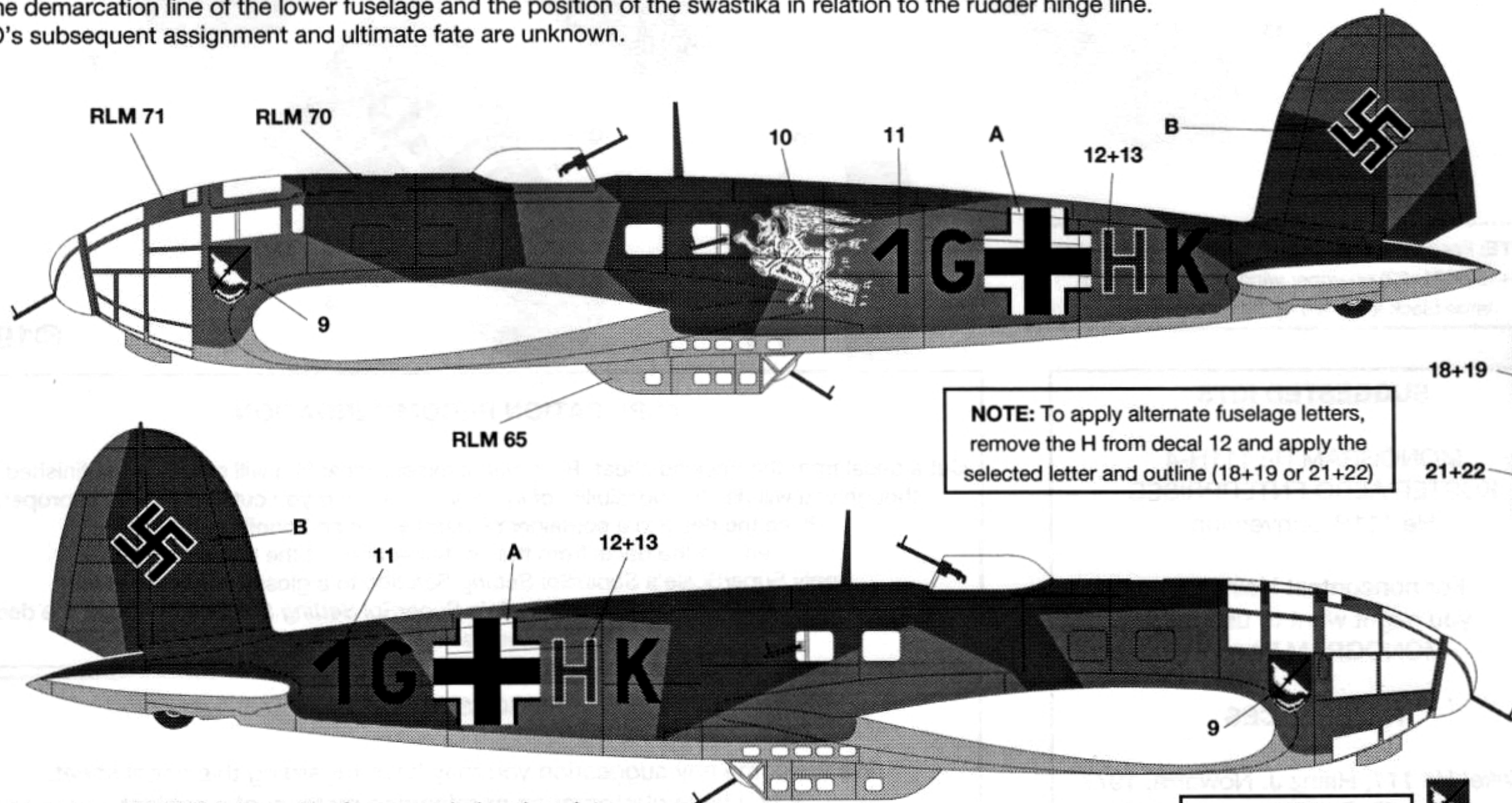
as delivered to the Luftwaffe in the early Autumn of 1939.

Upper surfaces are a splinter pattern of RLM 70 Schwarzgrün and RLM 71 Dunkelgrün with small upper wing crosses.

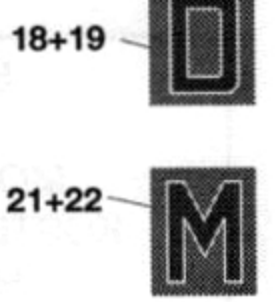
Lower surfaces are RLM 65 Hellblau. Spinners are RLM 70.

Note the demarcation line of the lower fuselage and the position of the swastika in relation to the rudder hinge line.

NO GO's subsequent assignment and ultimate fate are unknown.



NOTE: To apply alternate fuselage letters, remove the H from decal 12 and apply the selected letter and outline (18+19 or 21+22)



Red H: He 111P of 1./KG27 based in Germany during the winter

of 1939-40. Upper surfaces are standard RLM 70/71 splinter pattern with oversized crosses.

Lower surfaces are RLM 65. Spinners are probably the Gruppe color, white, or the Staffel color, in this case, red.

Note the demarcation line of the lower fuselage and the position of the swastika in relation to the rudder hinge line.

Many 1./KG27 Heinkels of this time period had personal emblems chalked on the fuselage or vertical tail.

The actual identity of "Hinein" is unknown, and optional Staffel ID letters (Red D & M) have been provided.

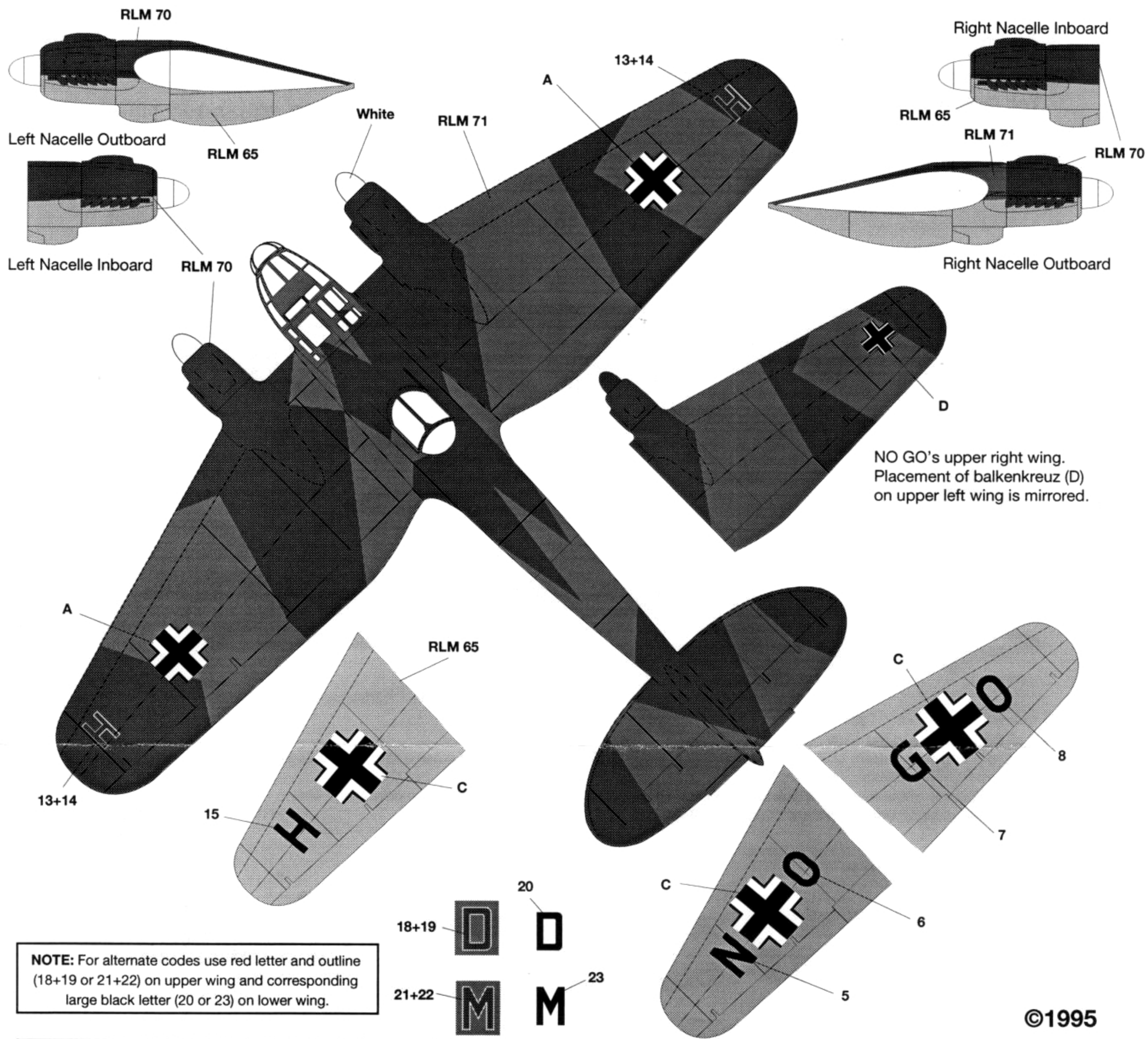
Conflicting interpretations of KG27's badge also exist so we have provided it in several likely colors.

We chose to show "Hinein" as "Red H" with a blue-white badge in what we believe was most likely based on available documentation.

NOTE: You may substitute 16 or 17 for 9



©1995



NOTE: For alternate codes use red letter and outline (18+19 or 21+22) on upper wing and corresponding large black letter (20 or 23) on lower wing.

SUGGESTED KITS

MONOGRAM He 111H-4
KOSTER AERO ENTERPRISES
He 111P Conversion

For noncontest Heinkels,
you might want to use the
MONOGRAM kit as is.

REFERENCES

Heinkel He 111, Heinz J. Nowarra, 1977
Luftwaffe Embleme 1939-1945,
Karl Ries, 1974
Luftwaffe Colors Volume 1: 1935-40,
K.A. Merrick, 1973
Flugzeug Dokumentation,
M. Meyer & P. Stipdonk, 1991

APPLICATION RECOMMENDATION

Cut a decal from the backing sheet. Removal of excess clear film will enhance the finished look, though you will risk the possibility of ink bleeding should you cut into the decal proper.

Place the decal in a container of warm water and briefly submerge it.

Remove the decal from the container and set the decal aside.

Apply SuperScale's *SuperSol Setting Solution* to a glossy painted surface, apply the decal and then apply SuperScale's *SuperSol Setting Solution* on top of the decal. Position the decal accordingly.

SUGGESTIONS?

We welcome any suggestion you may have regarding this decal sheet.

If you have photographs or reference material of a subject you would like to see available in decal form, please contact:

Third Group Decals

PO Box 98865 Tacoma, WA 98498-0865 USA

Tel: (206) 475-9505 ~ Fax: (206) 475-1597 ~ Internet: TGDecals@AOL.com

CHECK Military Model Preview FOR THE LATEST Third Group Decals!