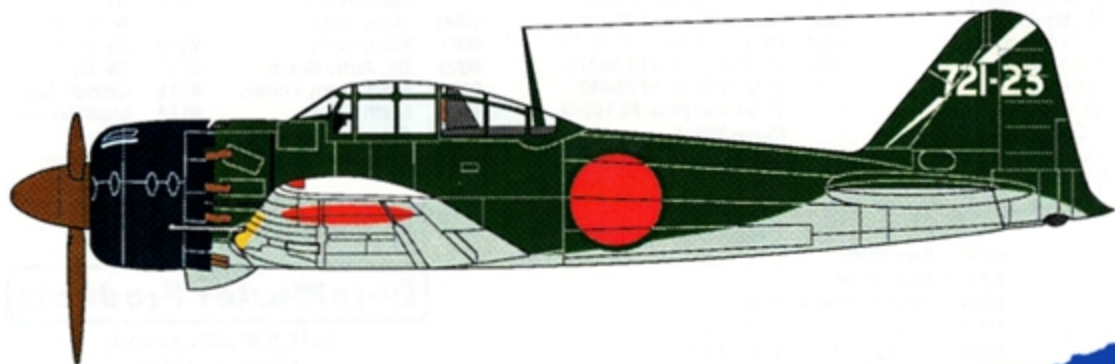
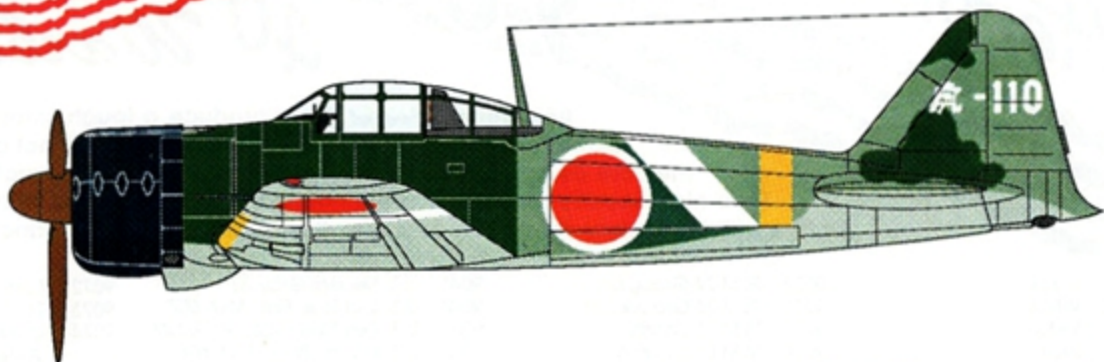
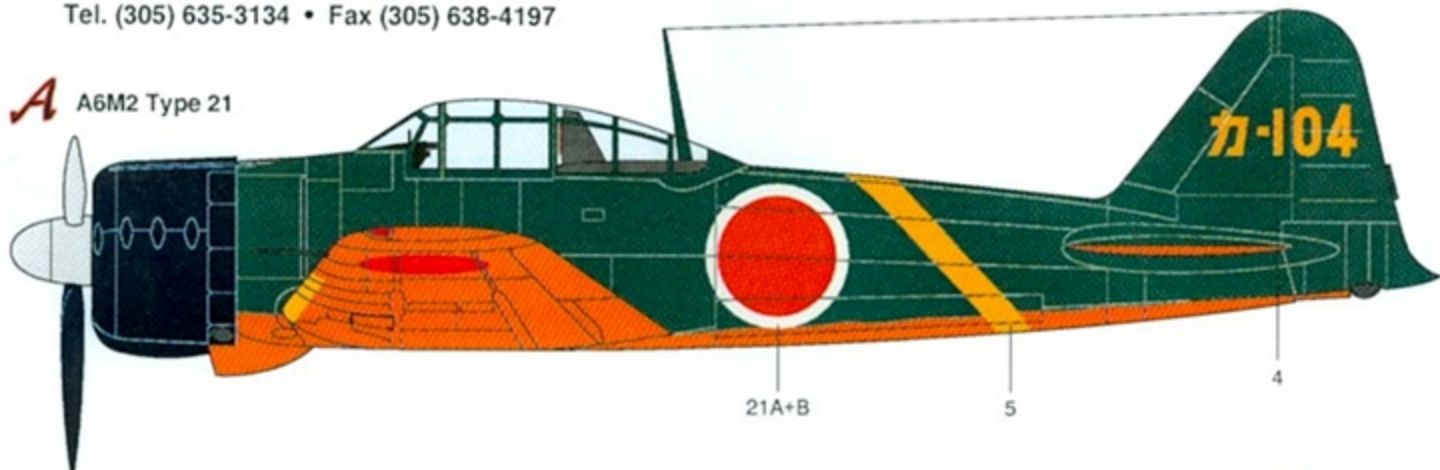


*AeroMaster*

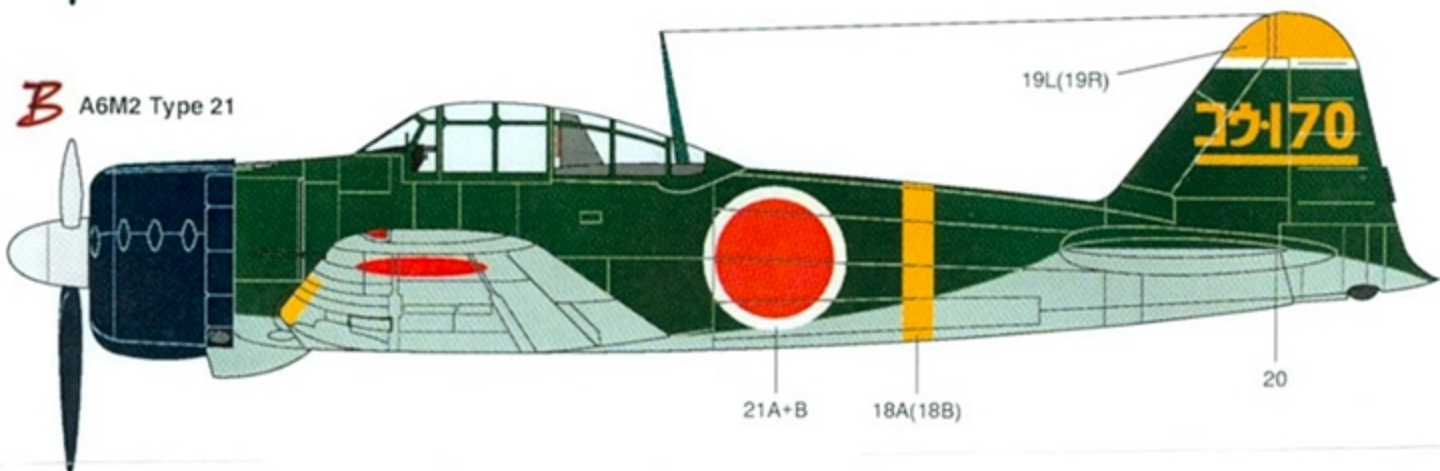


*Zero!*  
*pt. 2*

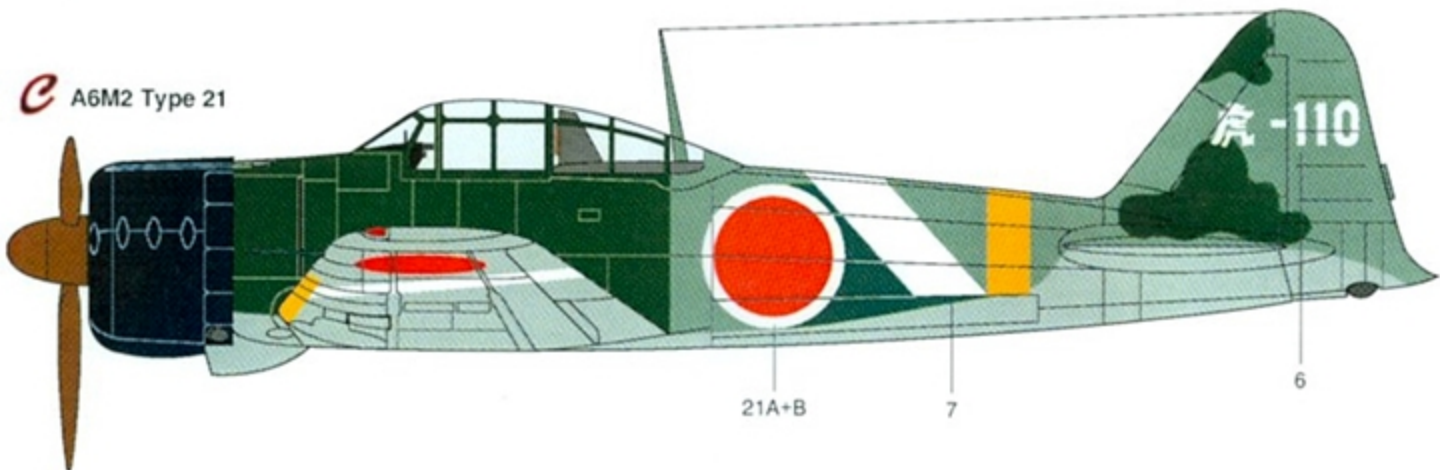
**A** A6M2 Type 21



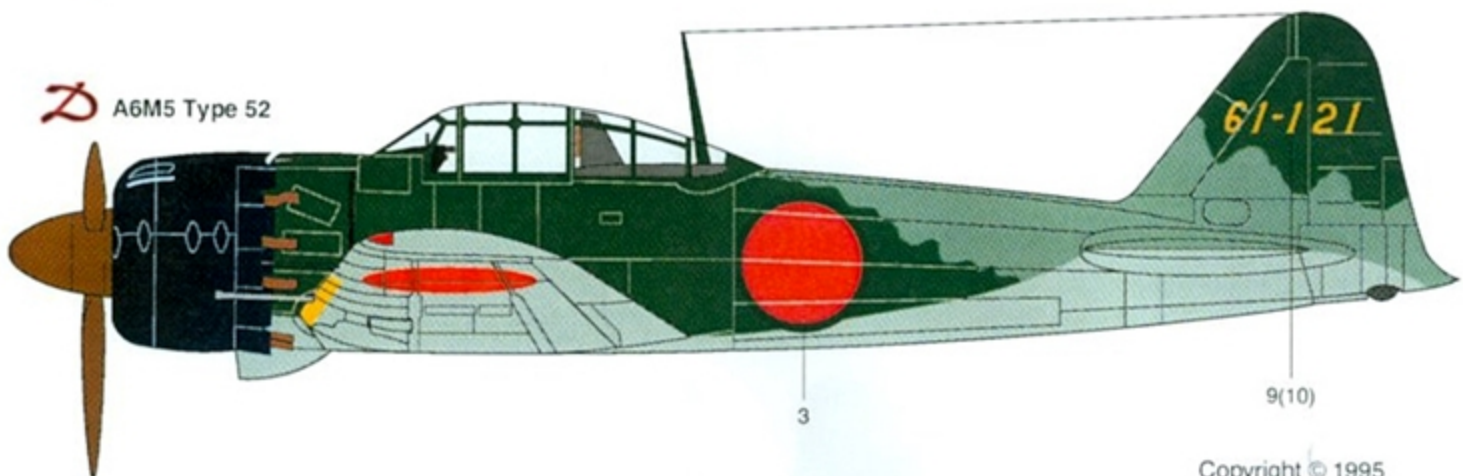
**B** A6M2 Type 21



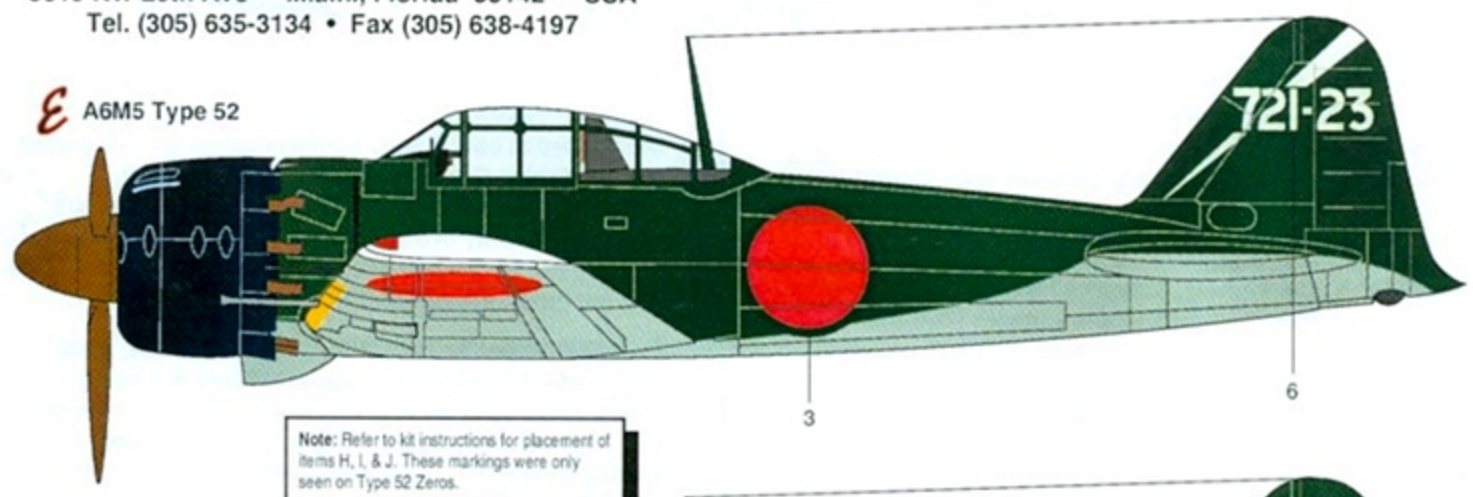
**C** A6M2 Type 21



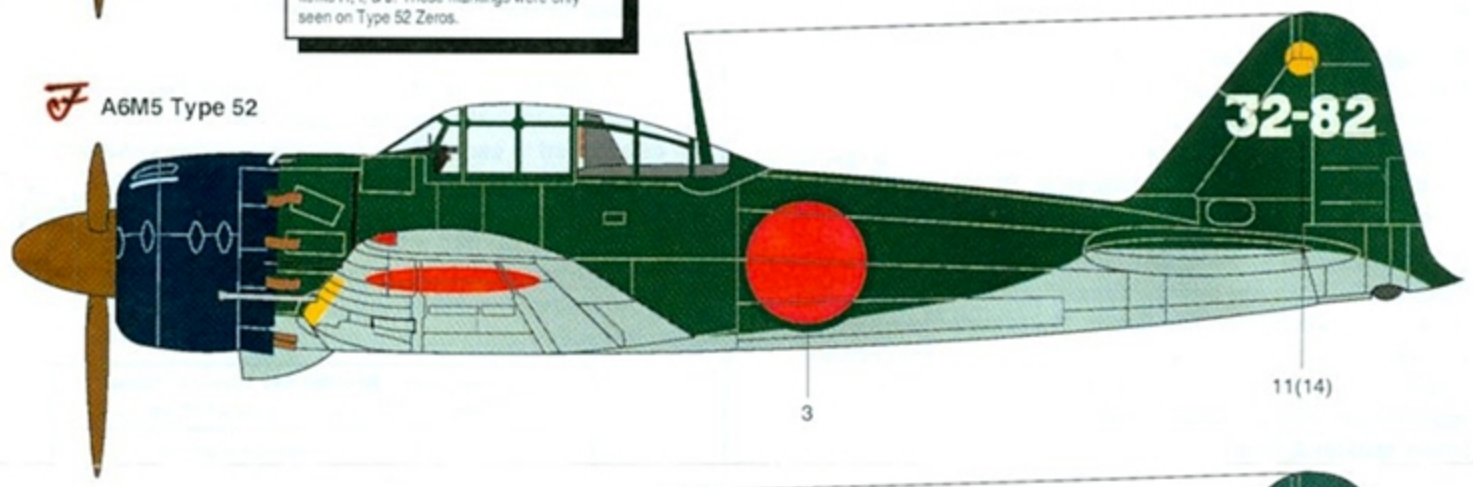
**D** A6M5 Type 52



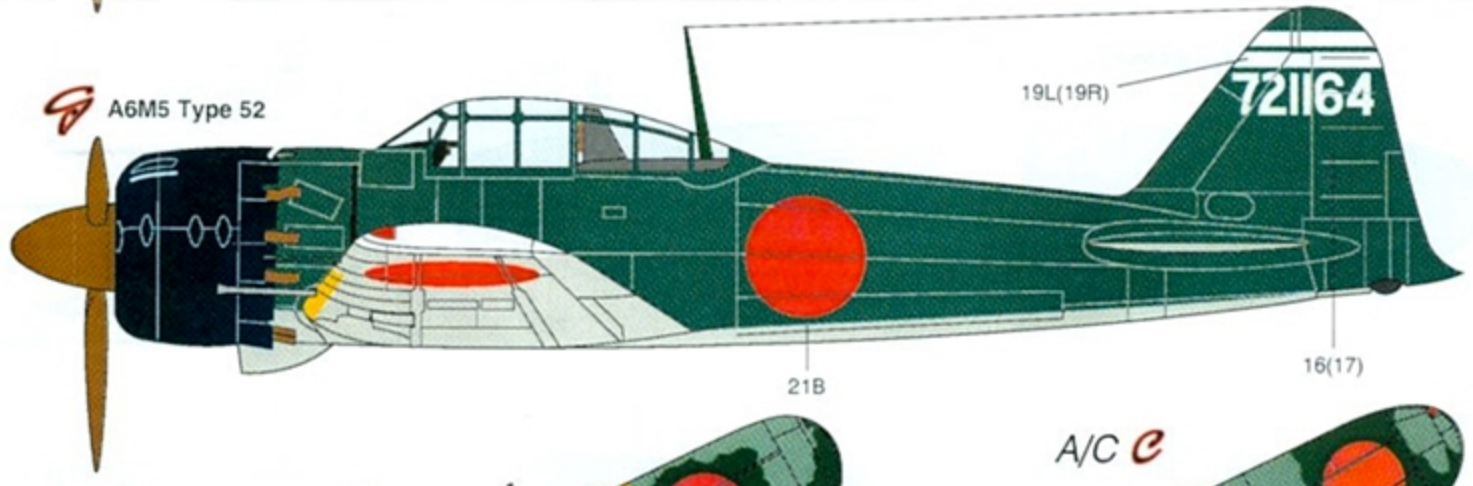
*E* A6M5 Type 52



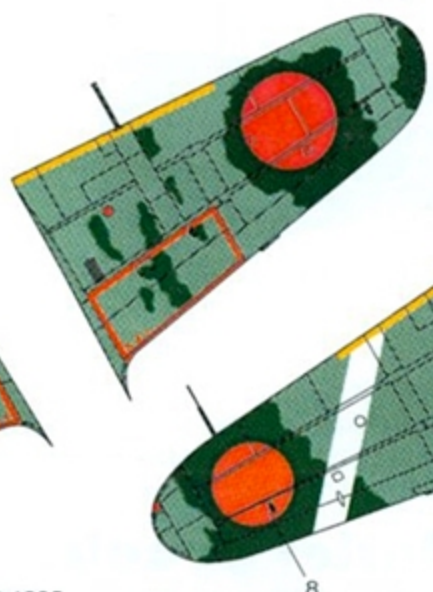
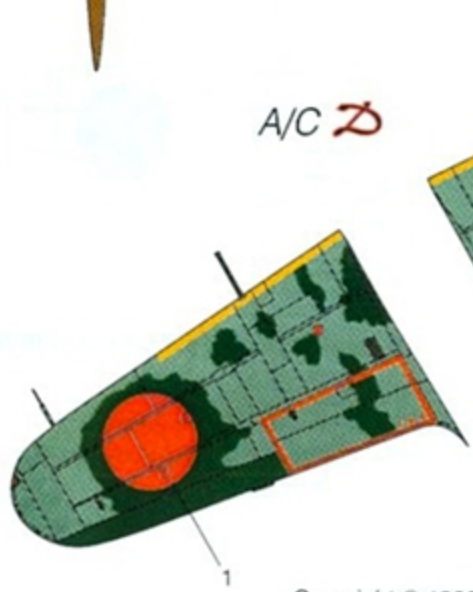
*F* A6M5 Type 52



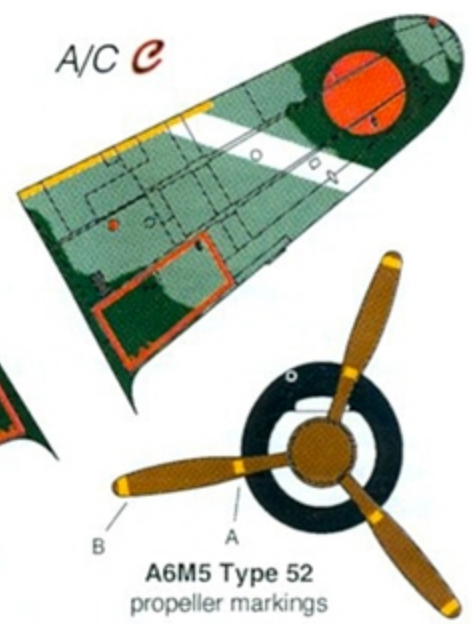
*G* A6M5 Type 52



A/C *D*



A/C *e*



**A** – A6M2 Model 21 Zero, Kasumigaura Flying Group, Kasumigaura, Japan, 1943. Mitsubishi built. Trainer aircraft. Upper surfaces Dark Green, lower surfaces Trainer Orange. Cowl blue black. Spinner & prop polished natural metal. Backs of prop blades are black with two red caution stripes on front of prop tips.

**B** – A6M2 Model 21 Zero, Kounoike Flying Group, Kounoike, Japan, 1944. Nakajima built. Upper surfaces Nakajima Green, lower Nakajima Lt. Gray overpainted with a varnish which gives the gray an amber colored appearance. Cowl black. Spinner & prop polished natural metal. Backs of prop blades are black with two red caution stripes on front of prop tips.

**C** – A6M2 Model 21 Zero, 261 NAG, Saipan, Feb 1944. Nakajima built. Upper surface camouflage is fresh Nakajima Green over faded Nakajima Green, lower surfaces Nakajima Lt. Gray overpainted with a varnish which gives the gray an amber colored appearance. Black cowl with red brown spinner & prop.

**D** – A6M5 Model 52 Zero, 261 NAG, Saipan, Feb 1944. Nakajima built. Upper surface camouflage is fresh Nakajima Green over faded Nakajima Green, lower surfaces Nakajima Lt. Gray overpainted with a varnish which gives the gray an amber colored appearance. Port aileron appears to a replacement from an overall green A/C. Black cowl with red brown spinner & prop.

**E** – A6M5 Model 52 Zero, 721 NAG, Jinrai Fighter Squadron, Miyankonojo AB, Japan, 1945. This unit was established to escort Betty bombers carrying Ohka aircraft. Jinrai indicates God's thunderbolt. Nakajima built. Uppersurfaces are Nakajima Green, undersurfaces are Nakajima Lt. Gray overpainted with a varnish which gives the gray a greenish amber colored appearance. Cowl black with red brown spinner and prop. Wing tips white.

**F** – A6M5 Model 52 Zero, 332 NAG, Iwakuni AB, Japan, Sept. 1944. Nakajima built. Uppersurfaces are Nakajima Green, undersurfaces are Nakajima Lt. Gray overpainted with a varnish which gives the gray a greenish amber colored appearance. Cowl black with red brown spinner and prop.

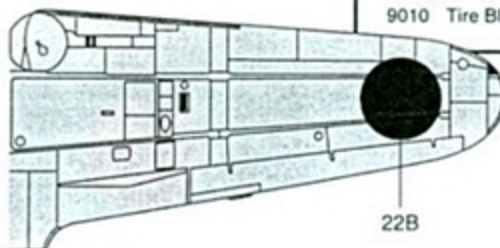
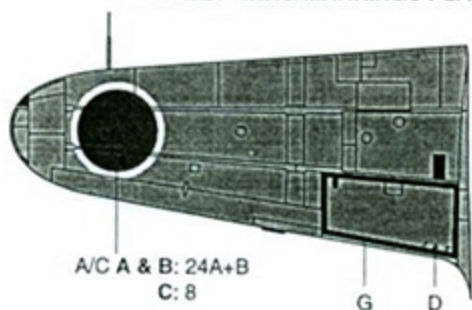
**G** – A6M5 Model 52 otsu, 721 NAG, Jinrai Fighter Squadron, Miyankonojo AB, Japan, Feb. 1945. This unit was established to escort Betty bombers carrying Ohka aircraft. Jinrai indicates God's thunderbolt. Mitsubishi built. Uppersurfaces are Mitsubishi Green, undersurfaces are IJN Lt. Gray overpainted with a varnish which gives the gray a greenish amber colored appearance. Cowl black with red brown spinner and prop. Wing tips white.

We recommend **AeroMaster Warbird Colors** to compliment your high quality **AMD** decals

Colors required to complete the aircraft depicted on this decal sheet.

9001 Black	9090 Navy Green
9002 White	9091 Navy Gray
9005 Red	9096 A/N Brown Primer
9010 Tire Black	9097 A/N ID Orange Yellow

TYPE 21 WING MARKINGS PLACEMENT

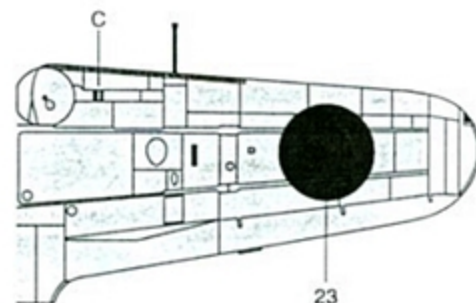
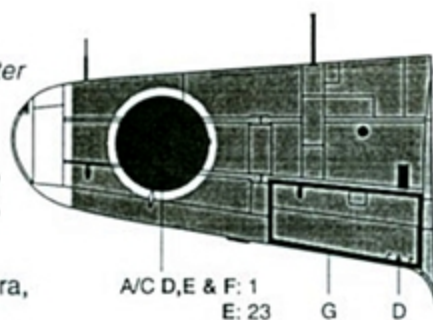


### Suggested Kits:

Tamiya A6M2 Type 21 Zero  
Hasegawa A6M5 Type 52 Zero

### References:

1. *Aero Detail 7 – Mitsubishi A6M Zero Fighter* by Shigeru Nohara. Dai Nippon Kaiga Co., Ltd., 1993.
2. *Famous Airplanes of the World #9 – Type Zero Carrier Fighter Model 22-63*, Bunrin Do Co., Ltd, 1988.
3. *A6M Zero in Action # 59* by Shigeru Nohara, squadron/signal publications, 1983.
4. *Information kindly supplied by Keishiro Nagao.*



TYPE 52 WING MARKINGS PLACEMENT

If you have suggestions for future subject matter, AeroMaster would like to hear from you. Our goal is to provide high quality, well researched decals of unusual and interesting subjects. We value our customers' inputs, so if you have specific suggestions or photographs of unusual subject matter which you would be willing to share, please contact: