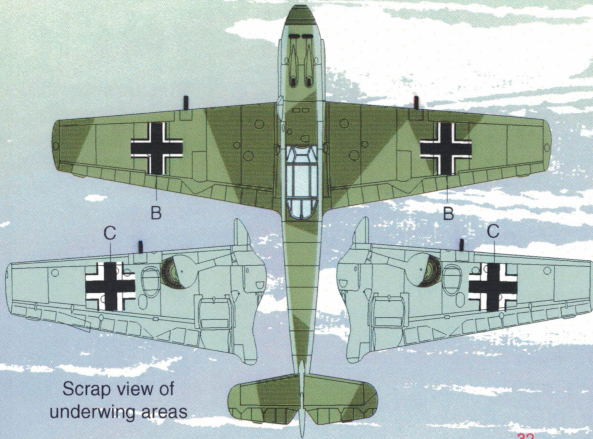


Upper plan view of Bf 109 E showing typical RLM 02/71 camo scheme used during this period. Generally the demarcation edges were soft, but we advise you to seek other reference which may show variation to both application and pattern.



Scrap view of underwing areas

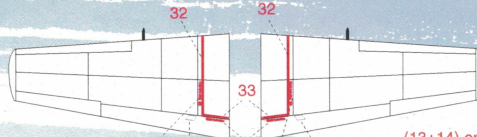
Catch us on the net!



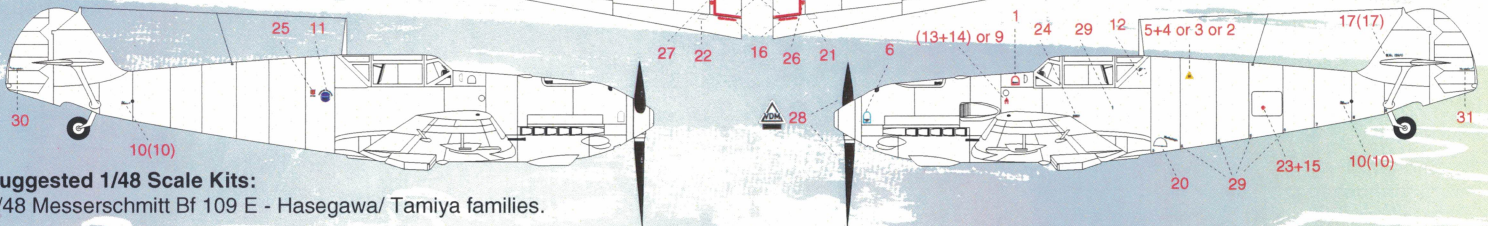
www.AeroMaster.com



Aires offers super-detailing accessories for this and many other subjects in their range. Check our website at www.AeroMaster.com for this and many other wonderful products: **Available To You Now!**



Bf-109E Stencils




Suggested 1/48 Scale Kits:

1/48 Messerschmitt Bf 109 E - Hasegawa/ Tamiya families.

If you have suggestions for future subject matter, AeroMaster would like to hear from you. Our goal is to provide high quality, well researched decals of unusual and interesting subjects. We value our customers' input, so if you have specific suggestions or photographs of unusual subject matter which you would be willing to share, please contact us. **48-643**

Suggested Kit: Hasegawa/ Tamiya Bf-109 E families.




Bf 109E BATTLE OF BRITAIN
... the final throes!

AeroMaster PRODUCTS

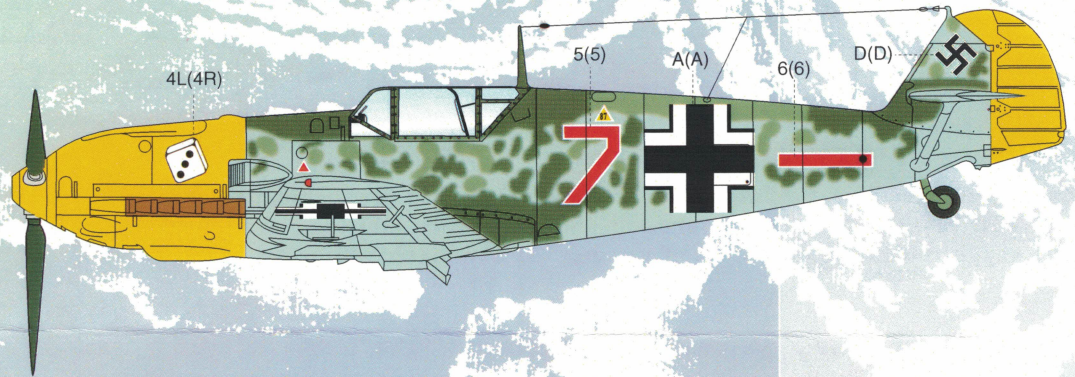
Messerschmitt Bf 109 E-7 'White 12' Ergänzungsstaffel JG 26

Rotterdam-Waalhaven, Holland, early 1941. Most of the aircraft used by Ergänzungsstaffeln came from the various parent Staffeln of the Geschwader, with all badges and emblems intact. The badge was to give the student pilots pride in their new unit. This A/C is possibly a re-manufactured E-1.




COUPON
Product
AeroMaster
(see website for details)

**Messerschmitt Bf 109 E-4 'Red 7'
Ergänzungsgruppe 2./JG 3**
Krakow, Poland, 1941. The white dice emblem of 2./Erg. Gr. JG 3 has been added to the earlier unit aircraft number and Gruppe bar.



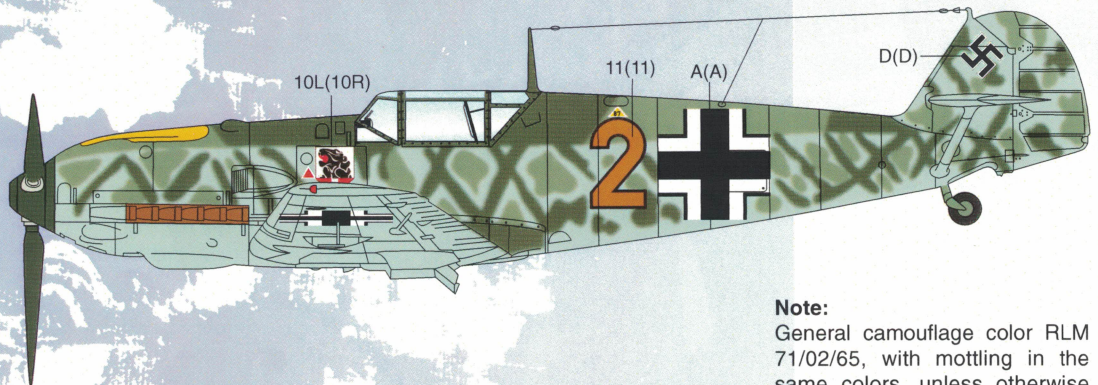
Messerschmitt Bf 109 E-4 'White 5' 4./JG 52

Coquelles/Peuplingues, France, late 1940. The winged sword was the emblem of JG 52, to which 4 Staffel added their red cat emblem. Note the one colour light mottling of RLM 02. Notice RLM 71, vertical Fin leading edge.



Messerschmitt Bf 109 E-1 'Brown 2' 6./JG 54

Campagne, France, Autumn 1940. This is another scheme used by JG 54, but a more open cross-hatching has been used with an in-fill of RLM 02. Note that the gun troughs have been painted Yellow.



Note:

General camouflage color RLM 71/02/65, with mottling in the same colors, unless otherwise noted.


RLM 02

RLM 65

RLM 70


RLM 71

RLM 04



- 1
 - 2
 - 3
 - 4
 - 5
 - 6
 - 28
 - 8
 - 9
 - 10
 - 11
 - 12
 - 13
 - 14
 - 15
 - Nicht betreten
 - W.Nr. 13E70
 - 18
-
- 1
 - 2
 - 3
 - 4
 - 5
 - 29
 - 6
 - 7
 - 8
 - 9
 - 0
 - Nicht betreten
 - 27
 - 26
 - Nicht betreten
 - 25
 - 23
 - 24
 - 22
 - 21
 - 20
 - 19

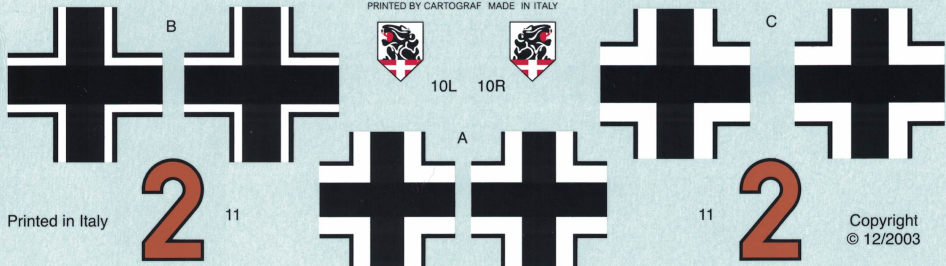
Bf-109E Stencil



Bf-109E Stencil

- 1
 - 2
 - 3
 - 4
 - 5
 - 6
 - 28
 - 8
 - 9
 - 10
 - 11
 - 12
 - 13
 - 14
 - 15
 - Nicht betreten
 - W.Nr. 13E70
 - 18
-
- 1
 - 2
 - 3
 - 4
 - 5
 - 29
 - 6
 - 7
 - 8
 - 9
 - 0
 - Nicht betreten
 - 27
 - 26
 - Nicht betreten
 - 25
 - 23
 - 24
 - 22
 - 21
 - 20
 - 19

PRINTED BY CARTOGRAF MADE IN ITALY



Printed in Italy

Copyright © 12/2003

