

# **Euro Decals**

## **Interesting FAA Martlets/Wildcats**

Recommended Kits:

1:72

Hasagawa, Martlet MkI



Sword, GM FM-2 Wildcat (makes a Wildcat MkVI)

1:48

Tamiya, F4F Wildcat (makes a Martlet MkI with a conversion)

Sword, GM FM-2 Wildcat (makes a Wildcat MkVI)

Mirage, GM Wildcat MkVI (to be released soon)



Euro Decals are available through  
Fantasy Printshop

e-mail: [fantasyprintshop@btinternet.com](mailto:fantasyprintshop@btinternet.com)


web: [www.fantasyprintshop-decals.com](http://www.fantasyprintshop-decals.com)



**Euro Decals**  
*Interesting FAA Martlets/Wildcats*


**Grumman Martlet Mk I, AL247**

**Grumman Martlet Mk I, BJ562**




**Grumman Martlet Mk I, BJ561**

**Grumman Martlet Mk IV, FN148**



**Grumman Martlet Mk VI's, JV661,  
 JV735 & unknown serial**



**Note:**

The camouflage patterns on FAA Martlets could vary from one aircraft to another. Eurodecals therefore recommend that the modeller check his or her reference sources carefully for minor differences.

We were not able to ascertain what the uppersurface camouflage pattern consisted of regarding Wildcat MkVI's, although the Martlet MkIV pattern is regarded as a good basis to what that pattern may have looked like.

**Reference Sources:**

Public Records Archives, Kew, UK  
 Britain Alone, by Paul Lucas, Aviation Workshop Publications Ltd

**Recommended Kits:**

- 1:72**
- Hasegawa, Martlet MkI
- Sword, GM FM-2 Wildcat (makes a Wildcat MkVI)
- 1:48**
- Tamiya, F4F Wildcat (makes a Martlet MkI with a conversion)
- Sword, GM FM-2 Wildcat (makes a Wildcat MkVI)
- Mirage, GM Wildcat MkVI (to be released soon)

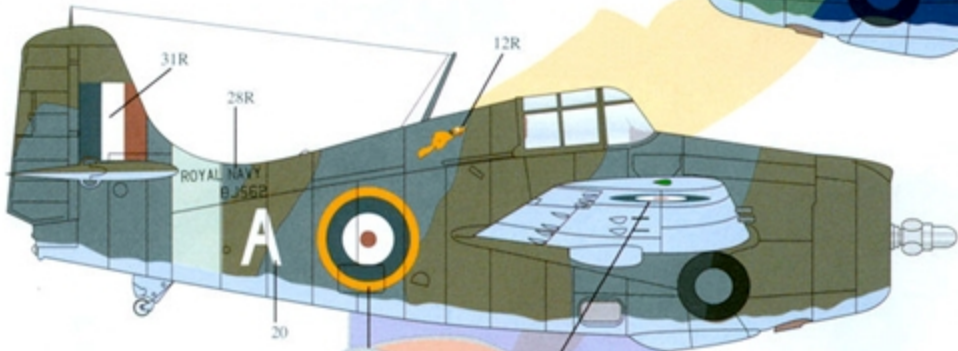


# Euro Decals

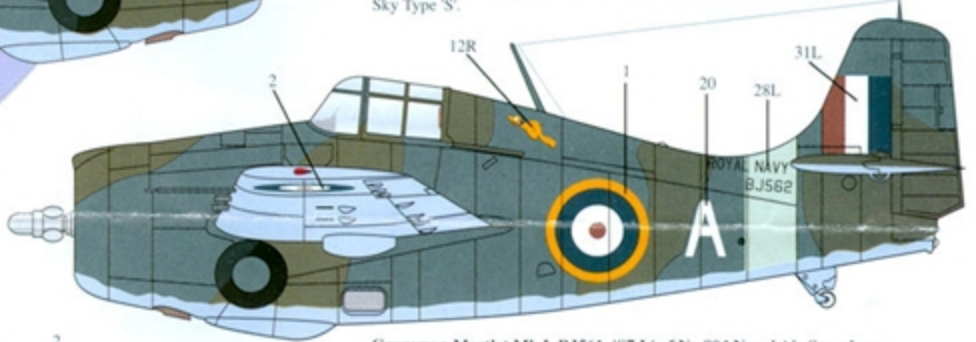
## Interesting FAA Martlets/Wildcats



**Grumman Martlet Mk I, AL247, 'B' of No 802 Naval Air Squadron, Donibristle, circa February 1941**  
 No 802 NAS was the second Fleet Air Arm unit to be equipped with the Martlet. The thirty-two Grumman Martlet Mk I production batch, (AL231 to AL262), were delivered in the same US specification paints as had been applied to the ex-French G-36As which had been taken over by the British Direct Purchasing Commission. These colours were very similar to the British Tropical Sea Scheme and comprised Sea Green 28 and Flag Blue 24 upper surfaces with Light Blue 27 undersides. However, the introduction of this batch of Martlets into FAA service coincided with the period of the Special Night port underwing on home-based Day Fighters and it would appear from contemporary photographs that at least some, (if not all), were so marked.



**Grumman Martlet Mk I, BJ562, 'A' of No 804 Naval Air Squadron, Skeabrae, December 1940**  
 Amongst the third batch of (seventeen) Martlet Mk Is delivered to the UK, in September 1940, BJ562, was issued to No 804 NAS and shared in the destruction of a Ju 88 on 24 December 1940 whilst being flown by Sub/Lt R V Parke. It would seem that No 804 NAS were not happy with the Tropical Sea Scheme applied in the USA by Grumman, and appear to have re-painted their Martlets in the standard Temperate Sea Scheme of Extra Dark Sea Grey and Dark Slate Grey on the upper surfaces. The under surfaces appear to have been kept in Light Blue 27. The 18" wide Fighter Command fuselage band was Sky Type 'S'.



**Grumman Martlet Mk I, BJ561, 'S7L' of No 804 Naval Air Squadron, Skeabrae, winter 1940/1941.**  
 This machine was from the third batch of Martlet Mk Is delivered to the UK in September 1940. BJ562, was issued to No 804 NAS in October, and still shows remnants of the original US applied Tropical Sea Scheme comprising Sea Green 28 and Flag Blue 24 on upper portion of the cowling. It would seem that No 804 re-painted their Martlets in the standard Temperate Sea Scheme of Extra Dark Sea Grey and Dark Slate Grey on the upper surfaces. The under surfaces appear to have been kept in Light Blue 27. The 18" wide Fighter Command fuselage band was Sky Type 'S'.



**Grumman Martlet Mk IV, FN148, '9C.0' of No 893 Naval Air Squadron, Qrendi, Malta 1943.**  
 FN148 was painted in the standard Extra Dark Sea Grey, Dark Slate Grey over Sky Type 'S' undersides. Note the mix of national insignia styles, the stylised 'V' within the code and the 893 NAS badge superimposed within the fin flash.





# Euro Decals


## Interesting FAA Martlets/Wildcats





Grumman Martlet Mk VI, JV661, 'Q,Y', 'Yvonne', of No 853 Naval Air Squadron, HMS Queen, circa 1945  
Standard FAA Temperate Sea scheme colours of Extra Dark Sea Grey, Dark Slate Grey over Sky Type 'S' undersides. It is not known whether the 'Yvonne' nose art was carried on both cowling sides therefore two decals are provided.



Grumman Martlet Mk VI, JV735, 'Q,W', 'Wanda', of No 853 Naval Air Squadron, HMS Queen, circa 1945  
Standard FAA Temperate Sea scheme colours of Extra Dark Sea Grey, Dark Slate Grey over Sky Type 'S' undersides. It is not known whether the 'Wanda' nose art was carried on both cowling sides therefore two decals are provided.



Grumman Martlet Mk VI, serial unknown, 'Q,U', 'Ursula', of No 853 Naval Air Squadron, HMS Queen, circa 1945  
Standard FAA Temperate Sea scheme colours of Extra Dark Sea Grey, Dark Slate Grey over Sky Type 'S' undersides. It is not known whether the 'Ursula' nose art was carried on both cowling sides therefore two decals are provided.



Dark Slate Grey  
FS34096  
Humbrol 31  
Lifecolor UA054  
Xtracolor X025

Extra Dark Sea Grey  
FS36118  
Humbrol 125  
Lifecolor UA022  
Xtracolor X005

Sky Type 'S'  
FS34424  
Humbrol 90  
Lifecolor UA095  
Xtracolor X007

Special Night  
FS37038  
Humbrol 33  
Lifecolor LC02  
Xtracolor X012

Flag Blue 24  
FS15044  
Humbrol N/A  
Lifecolor N/A  
Xtracolor X122

Sea Green 28  
FS34128  
Humbrol 150 (Close)  
Lifecolor UA132  
Xtracolor N/A

Light Blue 27  
FS35622  
Humbrol 122  
Lifecolor UA139  
Xtracolor N/A

# URSULA

Artwork & Decal Design by Jon Freeman  
Area 39 Design Studios  
warhawk@blueyonder.co.uk



