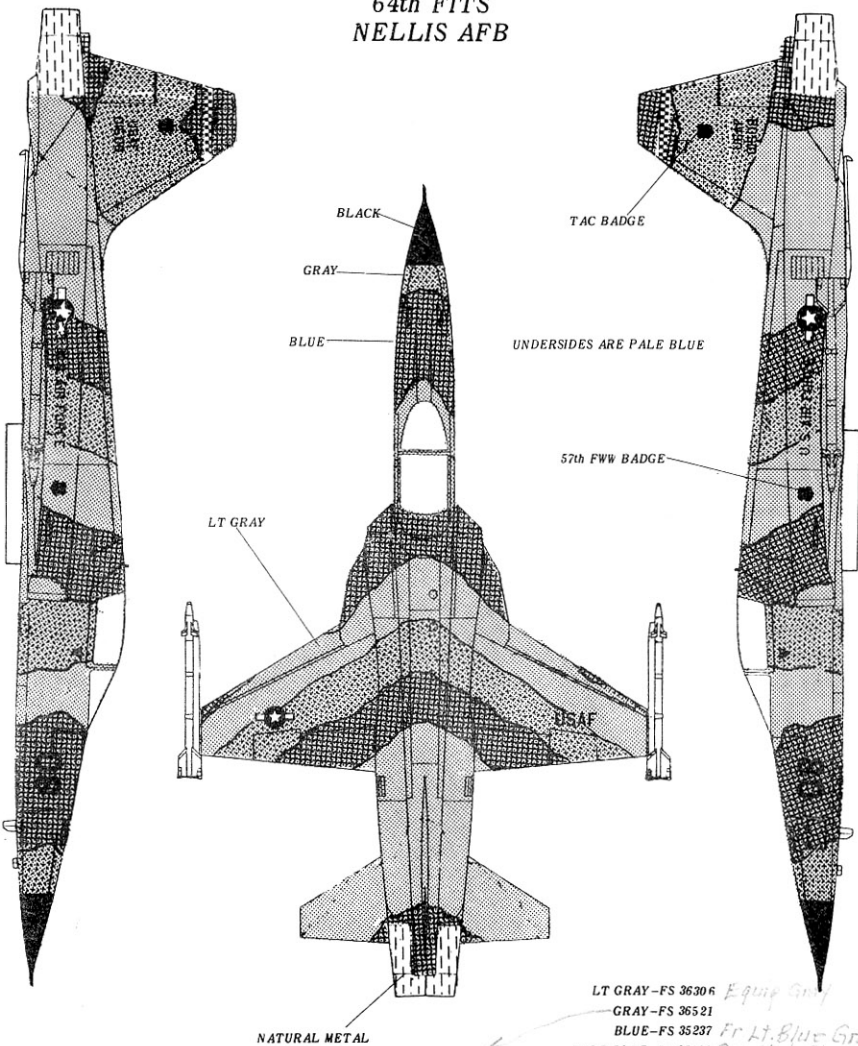


48th Scale
NO.
48-53

USAF/USN AGGRESSORS F-5E's
MICROSCALE DECAL
BY KRASEL INDUSTRIES, INC. SANTA ANA, CA. 92705

AIRCRAFT
\$2.50

F-5E GHOST SCHEME
64th FITS
NELLIS AFB



LT GRAY-FS 36306 Equip Gray
GRAY-FS 36521
BLUE-FS 35237 Fr Lt. Blue Gray
PALE BLUE-FS 35622 Gen. Med. Blue
Blend 50-50 Dk. Bull Gray & V.N. Gray 36622

The MICRO SCALE DECAL SYSTEM

1. Surface to be decalced must have a smooth, glossy, painted finish. (Do not apply decals to unpainted surfaces or they will not adhere.) To obtain this surface either paint the model with glossy paints or spray MICRO GLOSS over matte-finish paint. IMPORTANT: Spray MICRO GLOSS over entire model or uneven patches will appear when the flat finish is added later. Allow paint to dry thoroughly.
2. For best results, surface to be decalced should be horizontal. A small size is helpful here, or a box can be made into a jig to allow the model to lay on its side.
3. Cut each decal subject from the sheet only as needed. DO NOT cut clear film away from design. Using tweezers, dip decal completely into water then remove and allow decal adhesive to soften. About one minute should be sufficient.
4. While adhesive is softening use a soft, medium size brush, a No. 7 red sable water color brush is ideal, and wet the area to be decalced with a few drops of MICRO SET (Blue label). This contains a wetting agent and helps eliminate tiny air bubbles.
5. Holding the decal paper with tweezers, use the brush to slide the loosened decal into the MICRO SET on the model.

6. Now place a few drops of MICRO SOL (Red label) directly onto the decal and position the decal exactly where it is to remain.
7. The MICRO SOL will soften the decal and allow it to conform exactly to the surface beneath. DURING THIS PROCESS THE DECAL WILL WRINKLE AND DISTORT. DO NOT TOUCH IT! THIS IS NATURAL AND AN IMPORTANT PART OF THE SYSTEM! As the decal dries it will flatten-out and lay down. When finally dry there will be no distortion and the decal will be permanently bonded to the paint beneath. Actual drying time will vary according to temperature and humidity.
8. When decal is dry, examine it for any air bubbles. If any are found, puncture them with a sharp needle and put a drop of MICRO SOL over the bubble and allow to dry.
9. Carefully examine the clear film to be sure no silvering has appeared. If any is present, puncture the film several times with a sharp needle and apply MICRO SOL. The silvering should vanish as the SOL touches it.
10. After the decals have dried for several hours, carefully wash the decal adhesive from the entire model.
11. After the decals have dried for at least 12 hours, complete the model by spraying with either MICRO FLAT or MICRO GLOSS, (depending on the sheen desired on the finished model).

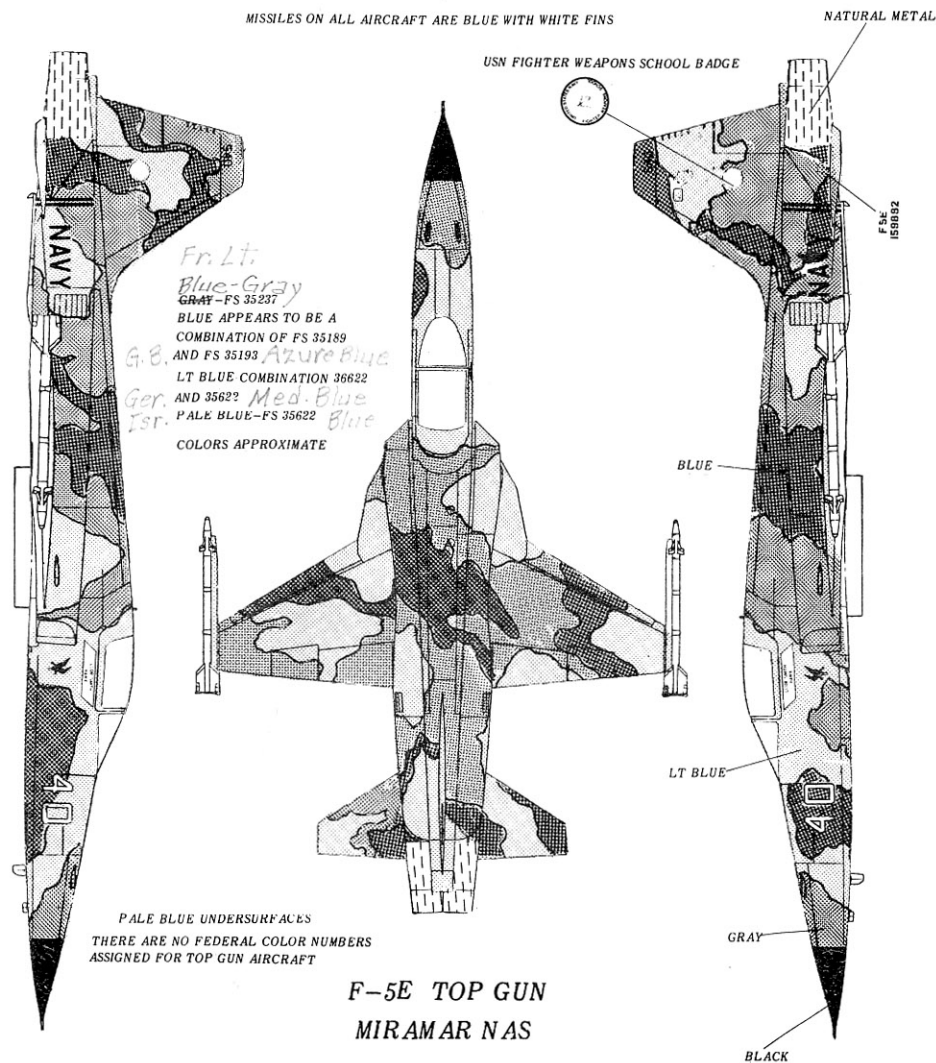
48th Scale
NO.
48-53

USAF/USN AGGRESSORS F-5E's
MICROSCALE DECAL
BY KRASEL INDUSTRIES, INC. SANTA ANA, CA. 92705

AIRCRAFT

RECOMMENDED KIT; MONOGRAM F-5E

MISSILES ON ALL AIRCRAFT ARE BLUE WITH WHITE FINN



PALE BLUE UNDERSURFACES
THERE ARE NO FEDERAL COLOR NUMBERS
ASSIGNED FOR TOP GUN AIRCRAFT

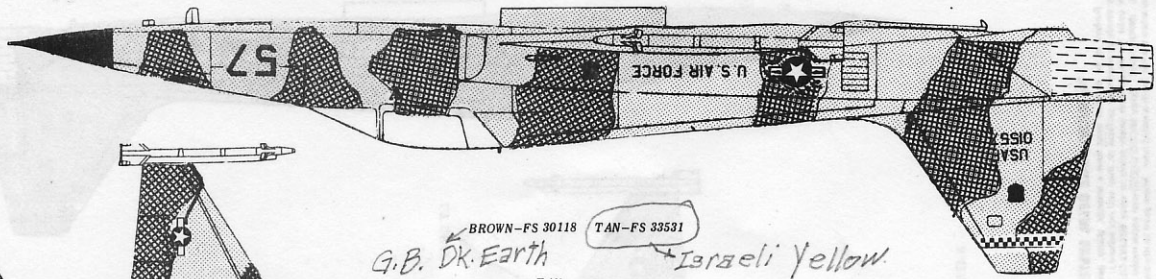
F-5E TOP GUN
MIRAMAR NAS

NO NATIONAL INSIGNIA CARRIED

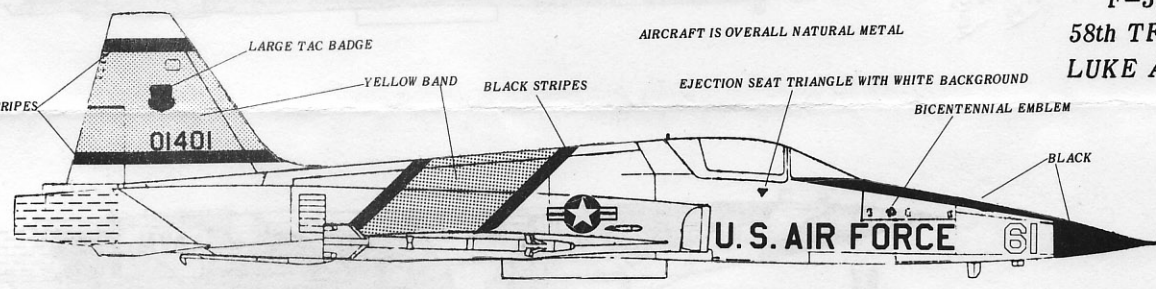
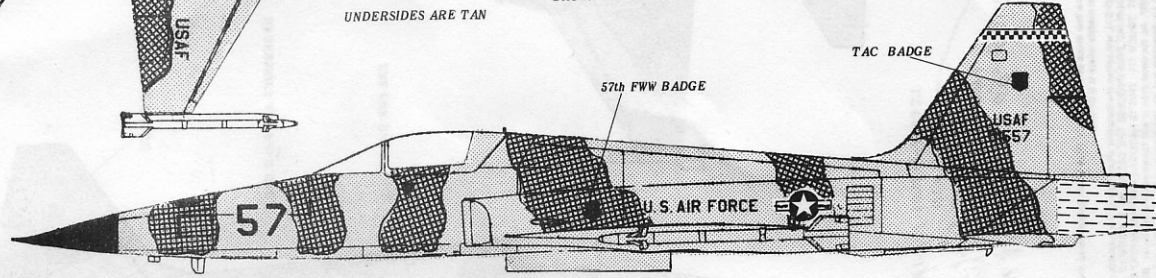
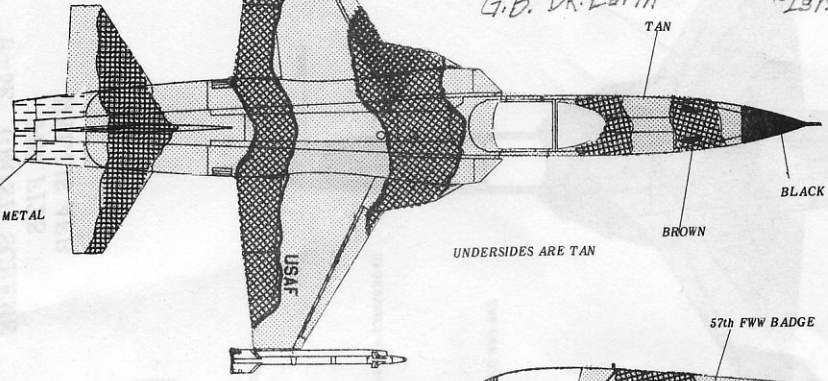
ON AGGRESSOR AIRCRAFT NO UNDER WING STORES ARE CARRIED, THE CENTER LINE PYLON IS USUALLY CARRIED.

APRIL 1978-TOP GUN AIRCRAFT WILL START CARRYING YELLOW NUMBERS WITH RED OUTLINES.

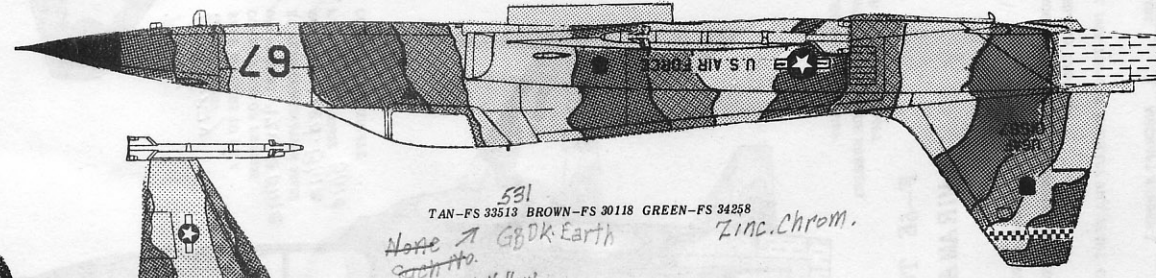
NAME	AIRCRAFT NUMBER	SERIAL	REMARKS
LCDR SMITH	40	F5E 159882	HAWK DECAL THIS AC ONLY USE ONLY BLUE NUMBERS
CAPT HOYT	41	F5E 159879	
CAPT HOYT	42	F5E 159880	
LT HEATLY	43	F5E 159881	
CDR UNRUH	40	F5E 159882	DO NOT USE HAWK USE RED YELLOW NUMBERS ONLY



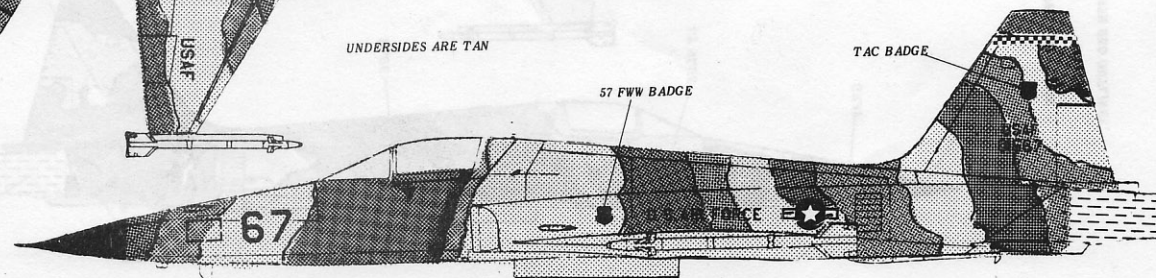
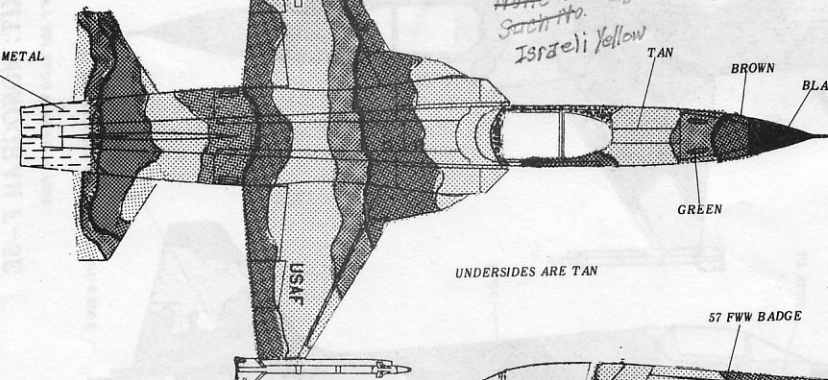
F-5E LIZARD SCHEME
64th FITS
NELLIS AFB



F-5E
58th TFTW
LUKE AFB



F-5E SNAKE SCHEME
64th FITS
NELLIS AFB





57 57 67 67 08 08 61 61

40 40 41 [checkered] 41 40 40

41 42 42 [checkered] 42 42 41

43 43 [eagle] 540 [checkered] 542 [eagle] 43 43

LT HEATLEY HEATER CAPT HOYT JUMPER [checkered] 541 [checkered] 542 [eagle] CAPT HOYT JUMPER LCDR SMITH HAWK

LT HEATLEY HEATER CAPT HOYT JUMPER [checkered] 541 [checkered] 542 [eagle] CAPT HOYT JUMPER LCDR SMITH HAWK

[checkered] F 5E 159879 F 5E 159880 F 5E 159881 F 5E 159882 [checkered] F 5E 159882 F 5E 159881 F 5E 159880 F 5E 159879 [checkered]

NAVY NAVY [checkered] [checkered] NAVY NAVY
NAVY NAVY [checkered] [checkered] NAVY NAVY

USAF USAF USAF USAF USAF USAF

USAF 01567 USAF 01567 USAF 01508 USAF 01508 USAF 01557 USAF 01557

U.S. AIR FORCE [checkered] USAF [checkered] U.S. AIR FORCE
U.S. AIR FORCE [checkered] USAF [checkered] U.S. AIR FORCE
U.S. AIR FORCE [checkered] USAF [checkered] U.S. AIR FORCE

U.S. AIR FORCE U.S. AIR FORCE

