

Third Group Decals™

PO Box 98865 Tacoma, WA 98498-0865 USA

Tel: (206) 475-9505 ~ Fax: (206) 475-1597

Internet: TGDecals@aol.com

A THREE GEESE Publishing COMPANY



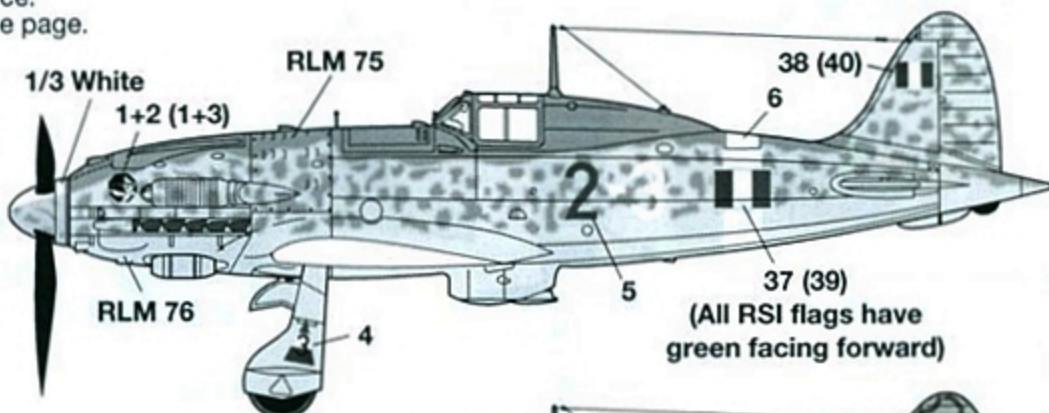
1:48 scale

48-013

Italian & Egyptian Macchi C.205 Veltro

NOTE: All Veltros on this sheet have yellow-tipped propellers. English color names are used for the sake of convenience. Proper Italian color names are listed at the bottom of the page.

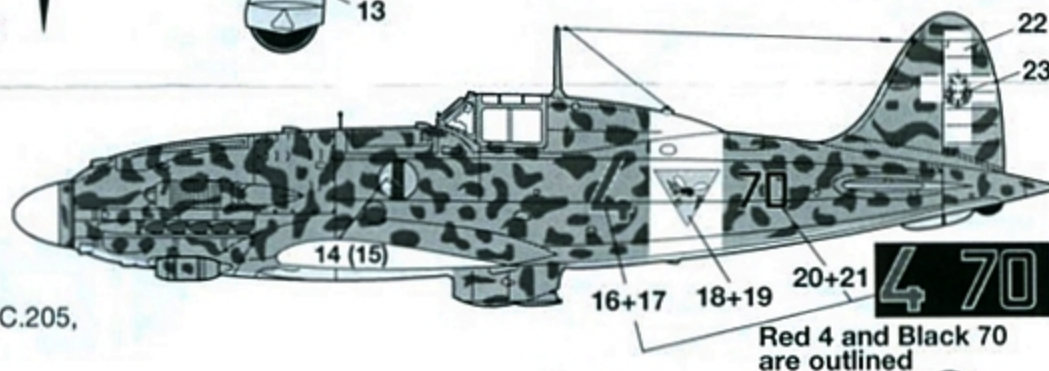
Red 2: Macchi C.205 (Series III) of 3^o Squadriglia, 1^o Gruppo Caccia, ANR (National Republican Aviation), March 1944. This aircraft wears an Italian version of the mid-war Luftwaffe RLM 74/75/76 camouflage. The upper fuselage is RLM 75. The sides and undersurfaces are RLM 76 with the sides being mottled with RLM 75. Note that the RLM 75/76 extends onto the spinner, of which 1/3 remains white. Wing upper surfaces, which carry white fascias, are RLM 74/75 in an undetermined pattern.



Red 4: ANR Macchi C.205 (Series III), 2^o Squadriglia, 1^o Gruppo Caccia, January 1944. Uppersurfaces are Dark Olive Green "ringlets" over a Light Hazel Brown base. Note that the ringlets are actually comprised of stylized "W" shapes of an earlier mottle pattern developed for Macchi C.202s operating in North Africa. The lower surfaces are Light Azure Gray. The white spinner features a black spiral with a camouflaged backplate.

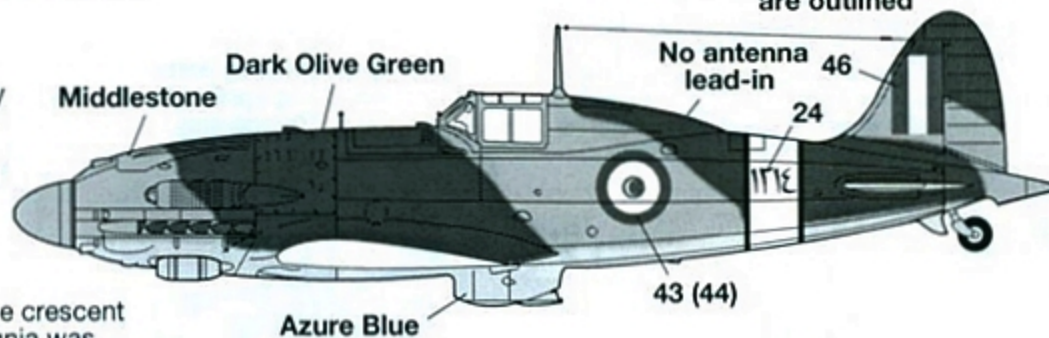


Red 4: Italian Regia Aeronautica Macchi C.205 (Series I), 70^o Squadriglia, XXIII Gruppo, 3^o Stormo, Rome, summer of 1943. Upper surfaces are Dark Olive Green mottling over Light Hazel Brown. Lower surfaces are Light Azure Gray. White spinner and regulation Mediterranean theatre white fuselage band. Note that this Veltro's upper camouflage does not wrap around the nose and fuselage. However, it does cover the spinner backplate.

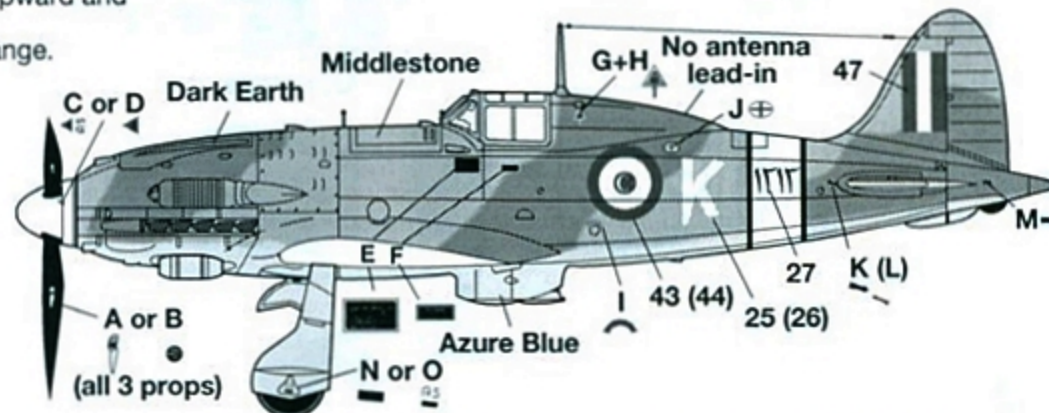


Black 1214: Royal Egyptian Air Force (REAF) Macchi C.205, 2nd Squadron, December 1948.

Note that this aircraft is a rebuilt C.202, retaining the fixed tail wheel. The fuselage dorsal spine antenna lead-in has been removed. It is thought this aircraft originally was overall Dark Olive Green upon its delivery to Egypt and that when the Egyptians took possession they added RAF Middlestone to the uppersurface and Azure Blue to the undersurfaces. Black/white wing and fuselage bands were also applied. Before the overthrow of Egypt's monarchy, the crescent within the national insignia usually appeared to the left — with all stars pointing outward. The right side fuselage roundel on REAF Veltros had the crescent to the rear. After Nasser's 1952 coup, the national insignia was changed slightly: the three stars were turned to point upward and the crescents were variously positioned. Extra roundel centers (decals 45) depict this subtle change.



White K: REAF Macchi C.205 (Series III), #1213, 2nd Squadron, January 1949, in RAF Middlestone and Dark Earth over Azure Blue with a white spinner. Note the removed fuselage dorsal spine antenna lead-in and the subtle differences in the two "Ks". There is a photo of this Veltro at an earlier time when it was painted with two colors: Dark Earth and Azure Blue. If you like, omit the Middlestone. Orientation of national insignia is the same as that of "Black 1214".



NOTE: Stenciling applies to Italian Veltros only.

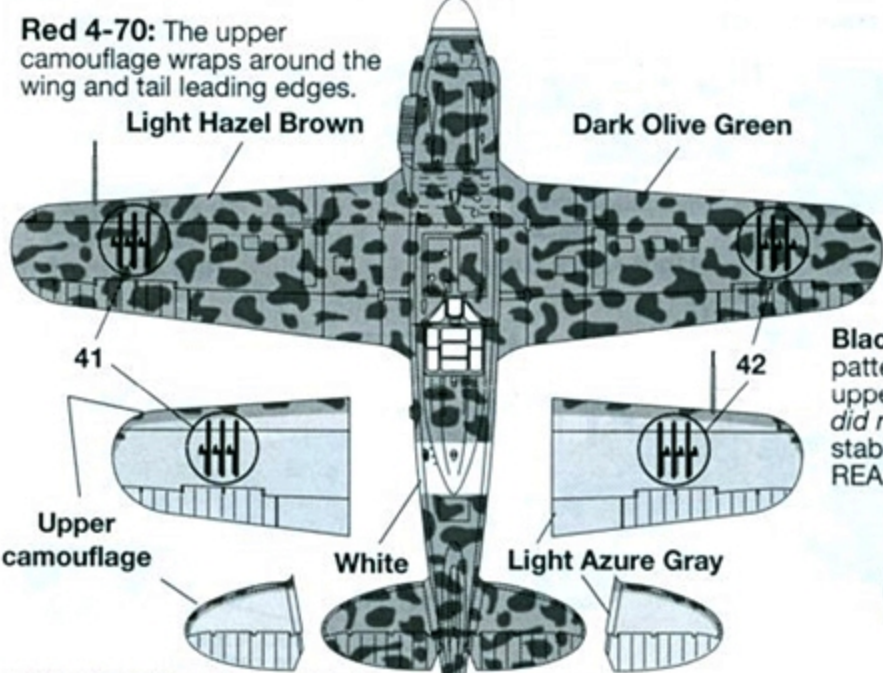
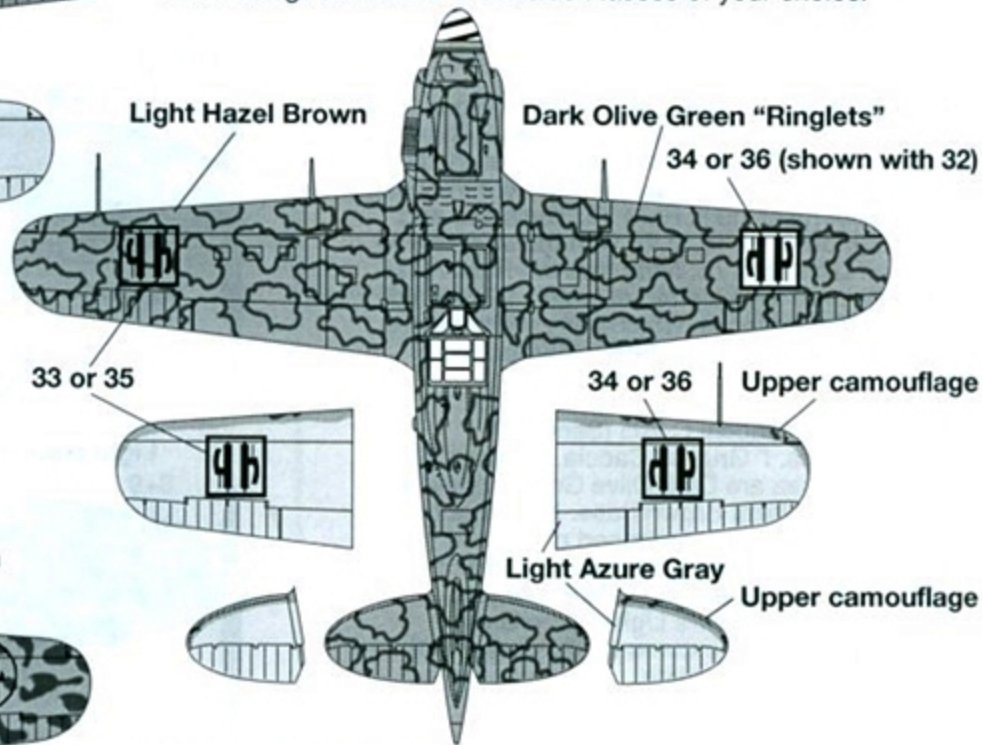
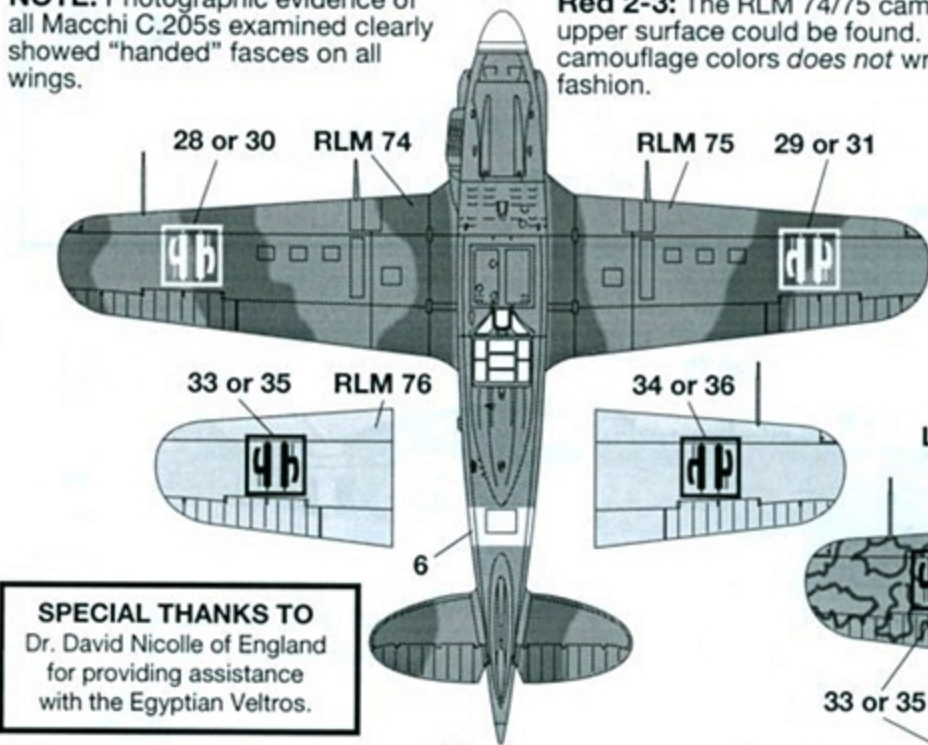
Light Hazel Brown - Nocciola Chiaro 4 Dark Olive Green - Verde Oliva Scuro 2 Light Azure Gray - Grigio Azzurro Chiaro 1

NOTE: Photographic evidence of all Macchi C.205s examined clearly showed "handed" fascas on all wings.

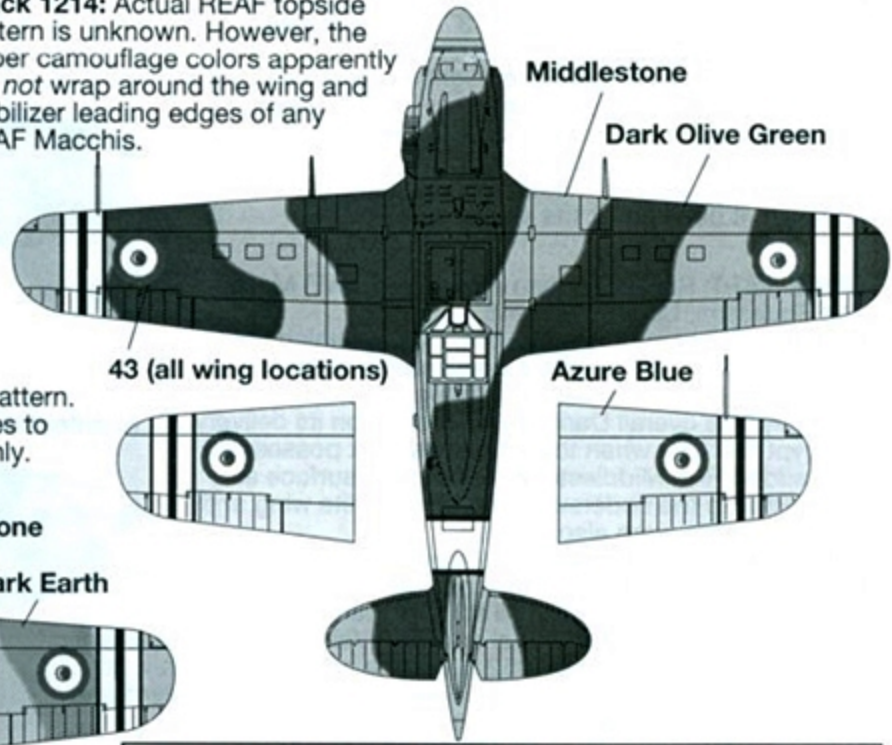
Red 2-3: The RLM 74/75 camouflage pattern depicted is conjectural, as no photos of the entire upper surface could be found. However, photographic evidence clearly shows that the upper camouflage colors *does not* wrap around wing and stabilizer leading edges in the usual Italian fashion.

Red 4-2: Note that upper camouflage colors wrap around the wing and stabilizer leading edges. The styles and colors of wing fascas varied greatly, so please check your references. Black fascas are depicted in the top view, but feel free to substitute the supplied white style if you so desire. Some black fascas had white backgrounds, so decals 32 are provided for this option. Apply the white backgrounds before the black fascas of your choice.

SPECIAL THANKS TO
Dr. David Nicolle of England
for providing assistance
with the Egyptian Veltros.

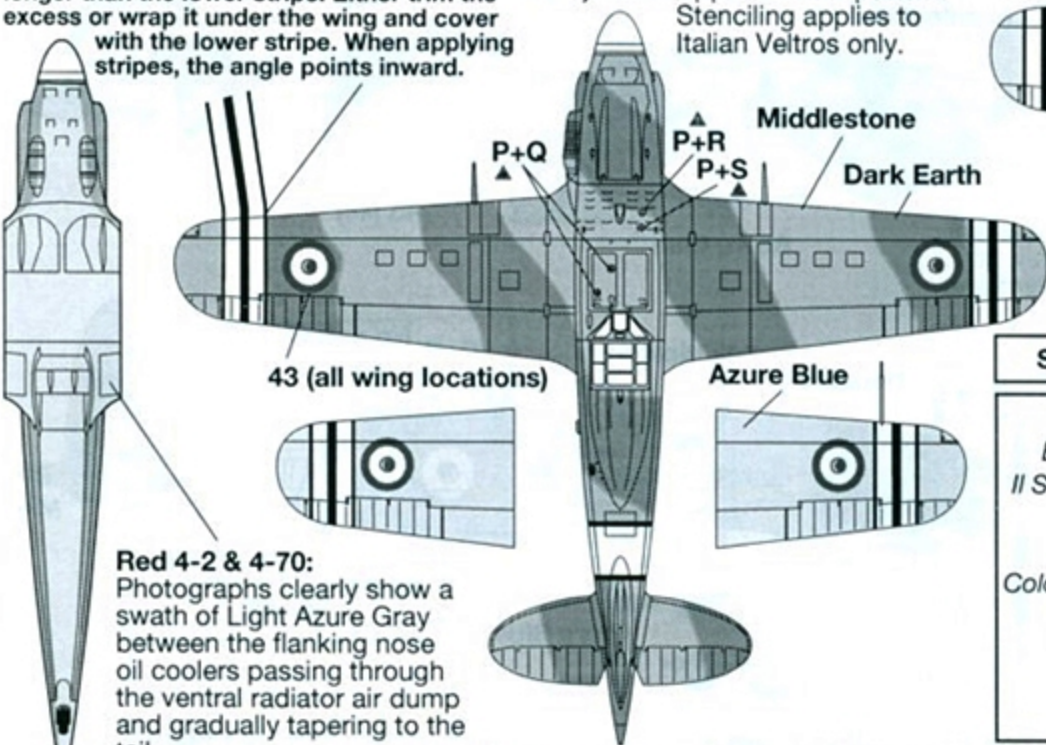


Black 1214: Actual REAF topside pattern is unknown. However, the upper camouflage colors apparently *did not* wrap around the wing and stabilizer leading edges of any REAF Macchis.



Apply wing stripes before attaching pitot tube. Upper stripe is intentionally longer than the lower stripe. Either trim the excess or wrap it under the wing and cover with the lower stripe. When applying stripes, the angle points inward.

White K:
Conjectural upper surface pattern. Stenciling applies to Italian Veltros only.



Red 4-2 & 4-70:
Photographs clearly show a swath of Light Azure Gray between the flanking nose oil coolers passing through the ventral radiator air dump and gradually tapering to the tail.

SUGGESTED KITS: HASEGAWA Macchi C.202/5 series

REFERENCES
Battaglie Nei Cieli D'Italia 1943-1945: Nino Arena, 1971
Il Settore Mediterraneo: Angelo Emiliani, Giuseppe F. Ghergo and Achille Vigna, 1976
I Caccia Della Serie 5: Nino Arena, 1977
Colori E Schemi Mimietici Della Regia Aeronautica 1935-1943: 1977, 1994
Spitfires Over Israel: Brian Cull, Shlomo Aloni and David Nicolle, 1994
Plus others...