

AeroMaster.

48-282


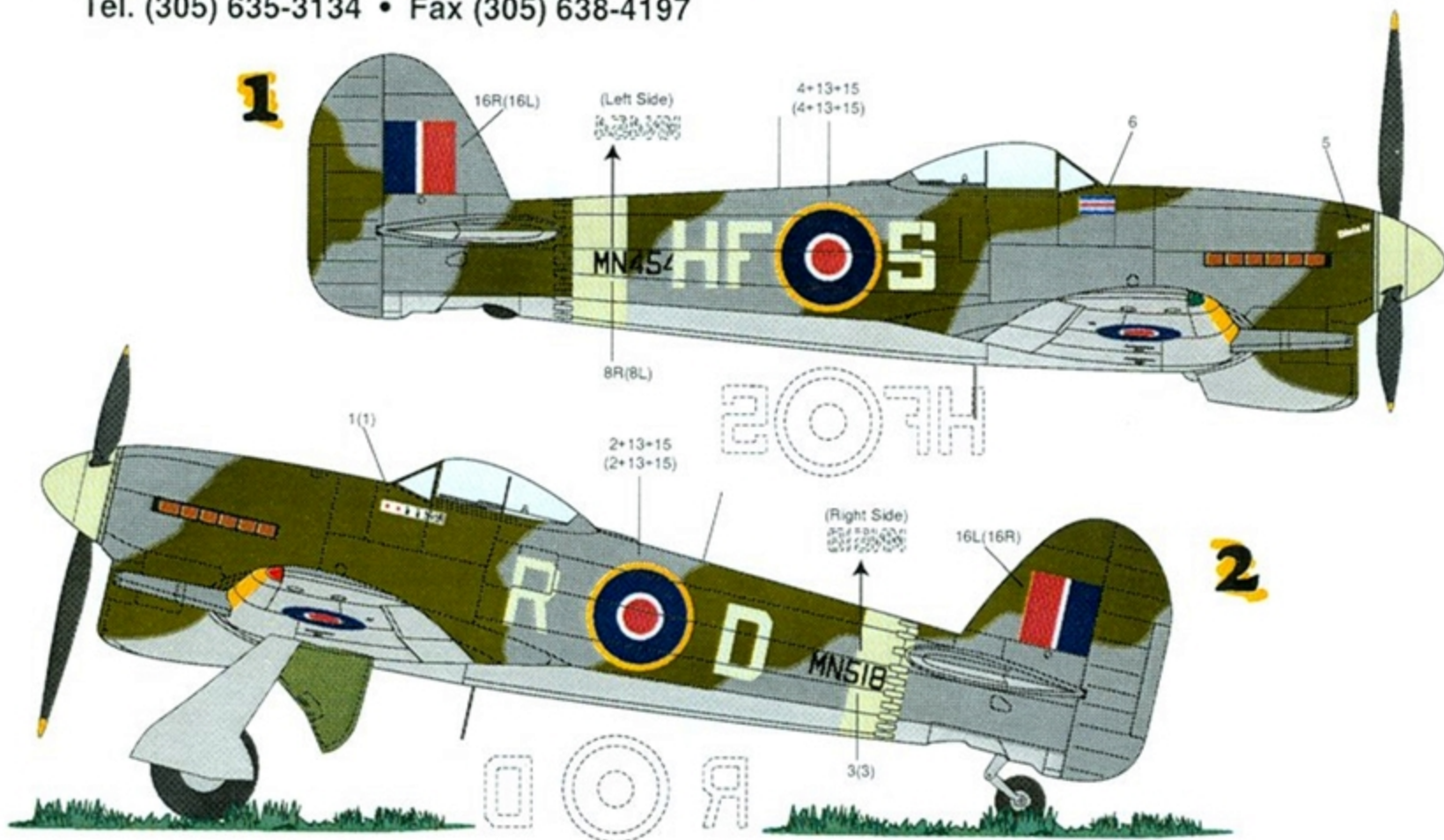


Storms in the Sky
PART 2



48-282

3615 NW 20th Ave • Miami, Florida 33142 • USA
Tel. (305) 635-3134 • Fax (305) 638-4197



AeroMaster Decals™

1

Hawker Typhoon 1B s/n MN-454, coded HF-S the mount of Squadron Leader Scarlet, 183 Squadron, early 1944. Squadron Leader Pennant under starboard front windshield. Name in White on the nose. This A/C had the Tempest tailplane.

2

Hawker Typhoon 1B s/n MN-518, coded R-D, the personal mount of R.T.P. Davidson, who had the distinction of scoring against Japan, Italy and Germany. Davidson was the Wing Commander of 143 wing, May 1944.

3

Hawker Typhoon 1B s/n JR-535, coded SF-B of No. 137 Squadron, early 1944. Slightly oversized A/C codes. Notice ID bands under the wings (not to be confused with D-Day stripes, and shrouded exhaust stacks. A very typical Typhoon.

4

Indeed a rare bird (by Typhoon standards that is). Hawker Typhoon s/n MN-819, coded MR-7, personal mount of Squadron Leader Jack Collins, 245 Squadron at Holmsley So., 1944. Notice the Blue spiral (ala Fw-190) on the Sky spinner. Fuselage invasion stripes have a masked off section showing the A/C code letter on the left side (?) and the Squadron code (MR on the right side). Sky band has completely been painted White except over 819 and MN on the right side.

COLOR NOTES ABOUT TYPHOONS

Early in their fighting career, Typhoons were misidentified with Fw-190s, and shot down by British ground fire. A system of stripes were designed to avoid this costly confusion. Each A/C carried 4(12") Black and 3(24") White stripes under each wing (1/4 and 1/2 inch in 1/48 scale). These bands were carefully and neatly applied. Then came D-Day, June 6, 1944. Three (18") White and 2(18") Black stripes were applied around the fuselage and wings, sometimes the rear most White stripe covering the Sky band. They were not always neatly applied. By September the upper sections were removed and the lower surfaces kept the Black and White bands. By January they were removed completely (almost). At this time in the WAR, the wing upper and lower roundels were changed from B and C type to C or C1 on both surfaces, on those Typhoons operating under the 2nd TAF.

Most Typhoons were equipped with the new more efficient 4 bladed propeller, and at times 3 and 4 bladed A/C operated in the same Squadron. Confused? It all boils down to : look at your references before you decide what to do!

Suggested Kits:

MONOGRAM Hawker Typhoon Mk 1B

References:

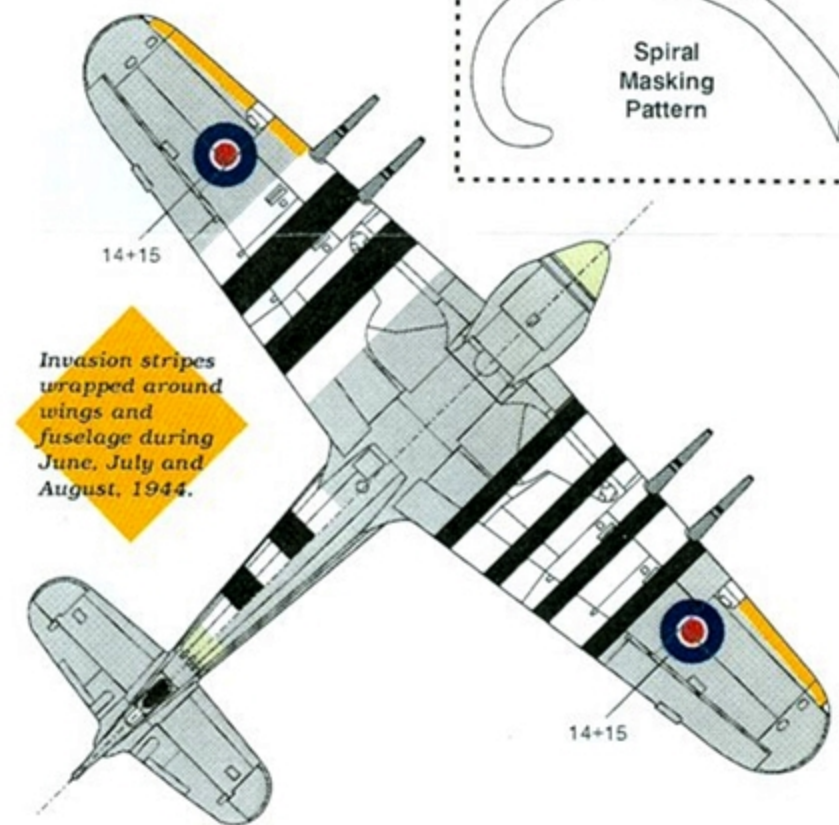
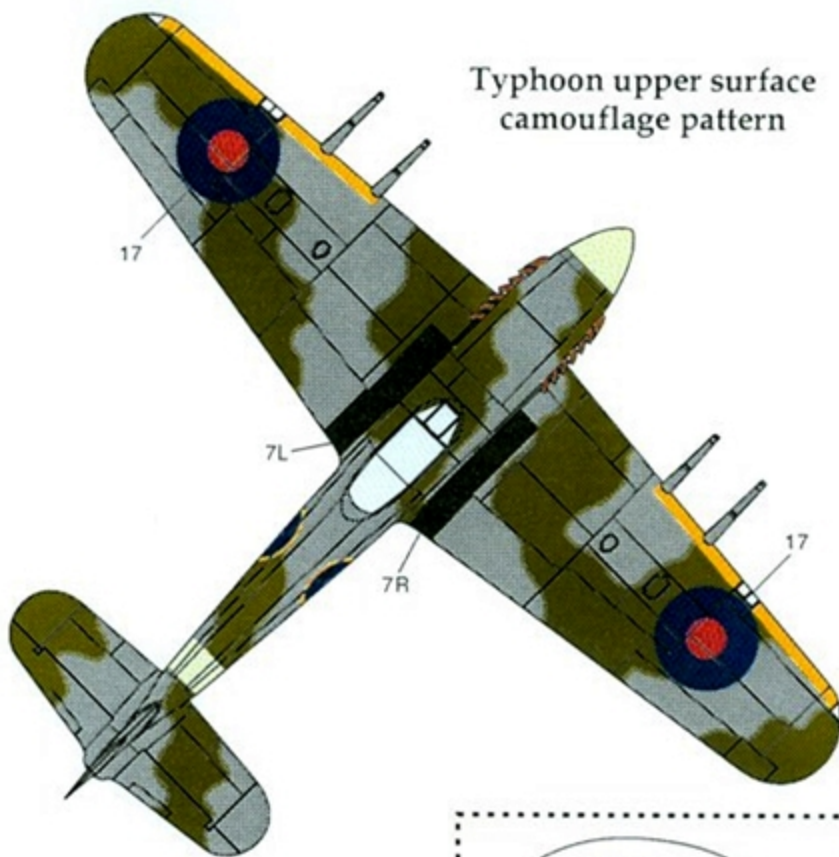
1. The Typhoon & Tempest Story, by Chris Thomas & Christopher Shores.
2. Hawker Typhoon, by Chris Thomas. Warpaint Series No. 5. We thoroughly recommend this book, published by Hall Park Books Ltd.
3. Typhoon/Tempest in action, Squadron/Signal Pub Aircraft No. 102, by Jerry Scutts.

If you have suggestions for future subject matter, AeroMaster would like to hear from you. Our goal is to provide high quality, well researched decals of unusual and interesting subjects. We value our customers' input, so if you have specific suggestions or photographs of unusual subject matter which you would be willing to share, please contact:

AeroMaster Decals™

3615 NW 20th Ave • Miami, Florida 33142 • USA

Typhoon upper surface camouflage pattern



Recommended AeroMaster Warbird Colors Enamels			
9001	Black	9112	Ocean Grey
9002	White	9113	Med. Sea Grey
9003	Yellow	9114	Sky
9005	Red		
9010	Tire Black		
9111	Dark Green		