


CONTACT:
FIGHTERTOWNDECALS@YAHOO.COM

48024

BRIAN PLESCIA
4685 DRON AVE #2
SHERMAN OAKS, CA 91403
USA

F-14 A/B/D

GRIM REAPERS
PART 2



NO REAPERS!

WWW.FIGHTERTOWNDECALS.COM

DECALS SIZED TO HASEGAWA KIT



COLOR NOTE:
PREVIOUS KITs AND DECALS OF 101 LIST A 'NON-STANDARD' RED COLOR. AFTER RESEARCHING THE SCHEME AT GREAT LENGTH, WE HAVE COME TO THE CONCLUSION THAT THE RED WAS ACTUALLY FS 808 INSIGNIA RED. THE NAVY SUPPLY SYSTEM LISTED THE COLOR AS 'ENAMEL RED', WHICH IS A PERFECT MATCH TO 808. SHOULD YOU WISH TO SCALE EFFECT YOUR PAINT, WE SUGGEST MODEL MASTERS GUARDS RED AS A SLIGHTLY LIGHTER OPTION.

101



F-14B VF-101
BUNO 162923
"TOMATO"
NAS OCEANA
SEPT-OCT 1995

THE STORY GOES THAT THIS PAINT SCHEME WAS A 'PCT' PROJECT FOR THE CO BUT WHEN IT WAS REVEALED, THE GENERAL ATTITUDE IN THE SQUADRON WAS NOT IMPRESSED. BASED ON THE RARE AND GENEROUS USE OF RED, IT WAS QUICKLY DUBBED 'TOMATO'. WITH IT'S LATER RE-PAINT IT GOT THE FURTHER DISTINCTION OF BEING CALLED THE "BARO WAGON".

WHILE THE SQUADRON MAY NOT HAVE APPRECIATED THE PAINT SCHEME, 101 HAS DEVELOPED A FAN BASE AMONG MODELERS AND AVIATION ENTHUSIASTS.

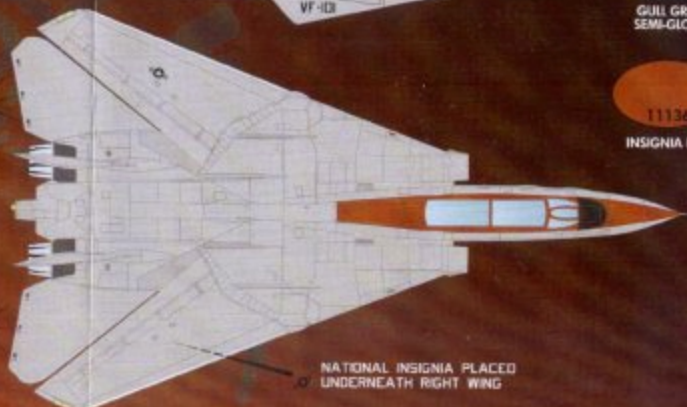
EXHAUST COVER



INTAKE COVER RIGHT



VF-101



NATIONAL INSIGNIA PLACED
UNDERNEATH RIGHT WING

17038

GLOSS BLACK

36440

GULL GRAY
SEMI-GLOSS

11136

INSIGNIA RED



LT JESSE GUERRERO

LT BILL STILLWELL

NAVY

VF-113

F-14A VENT ALSO PLACED ON INSIDE LEFT BAY DOOR

PC ADAM RODRIGUEZ
SAN DIEGO, CA

160

NAVY

VF-113

162601

REAPER 160

F-14A BUNO 162601

1995

NO STEP

160 HAD 22 NO STEP STENCILS ON THE TOP OF THE AIRCRAFT.

NOTE, NARROW WALKWAYS

NATIONAL INSIGNIA PLACED UNDERNEATH RIGHT WING

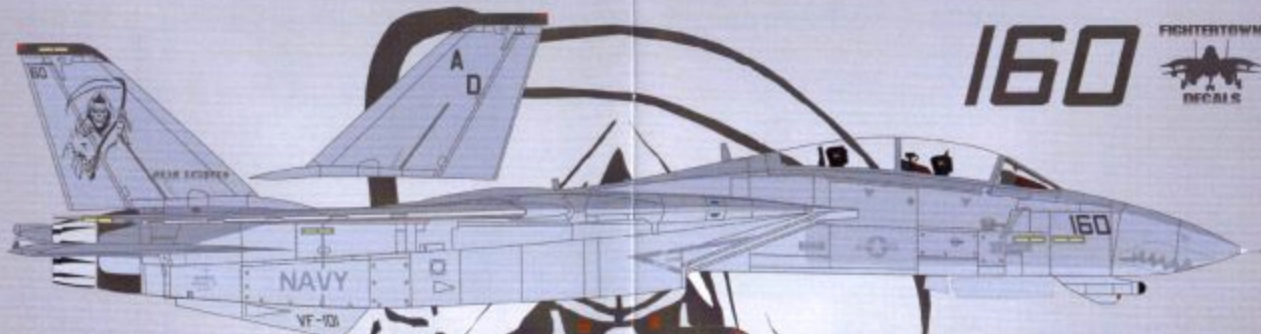


35327
MEDIUM GRAY

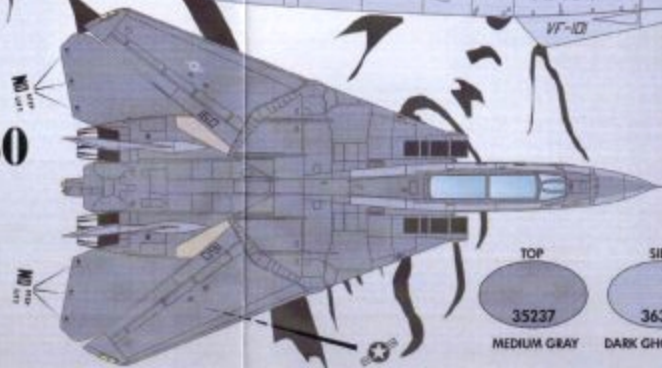


36081
EURO 1 GRAY

160



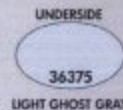
GUNFIGHTER 160
BUNO 164601
F-14D 2004



MEDIUM GRAY

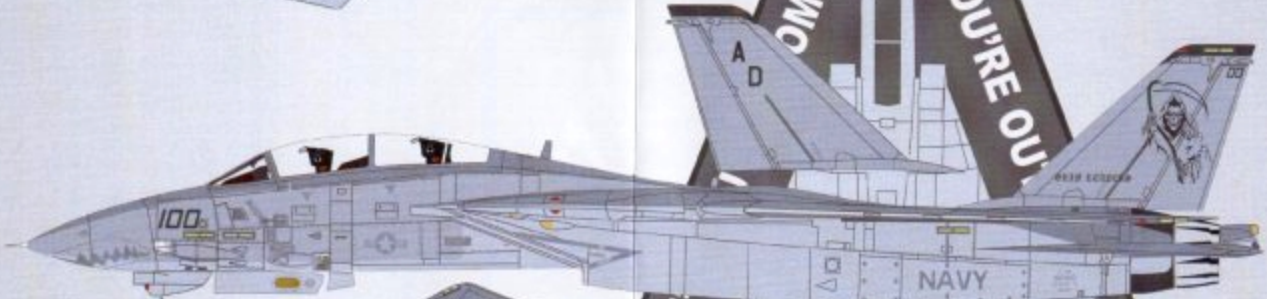


DARK GHOST GRAY



LIGHT GHOST GRAY

100 FIGHTERTOWN
DECALS



GUNFIGHTER 100
BUNO 162910
F-14B 2004

162910 WAS LANTIRN EQUIPPED WITH PTID

TOP	SIDES	UNDERSIDE
35237	36320	36375
MEDIUM GRAY	DARK GHOST GRAY	LIGHT GHOST GRAY



TOMCAT

NATIONAL INSIGNIA PLACED
UNDERNEATH RIGHT WING



F-14 A/B/D GRIM REAPERS

GRU-7A EJECTION SEATS

NO. 101



F-14D NACES

NO. 102

NO. 103

NO. 104




PATCHES



(1 AND 2 PIECE)

WHAT'S AVAILABLE:

- AVIONX/BLACK BOX COCKPIT
- AVIONX/BLACK BOX BOMB CAT
- AIRFS COCKPIT
- AIRFS WHEEL WELLS
- CUTTING EDGE WHEELS AND MASKS
- DRPPERRESINS GE EXHAUSTS
- DRPPERRESINS WHEELS
- EDJARD PE AND MASKS
- EAGLE DESIGNS BOMB CAT
- FINE MOLDS PITOT TUBES AND PE
- ROYAL RESINS FUEL TANKS
- SHULL24 GE EXHAUSTS
- STEEL BEACH ACCESSORIES
- WOLPACK DESIGN RESIN SETS



Launch Bar decal:

Place decal on top of kit Launch Bar as shown. Apply setting solution to sides, wrap one side down first, let it set then wrap the other side next and have them meet at the bottom.

SPECIAL THANKS:

MIKE PISTER, DAVID F BROWN, MIKE KOPACK, BRIAN MARBREY, DAN TEKER