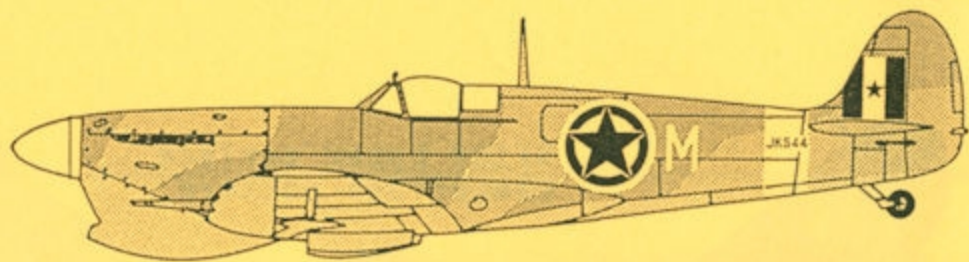


Ventura

V4815

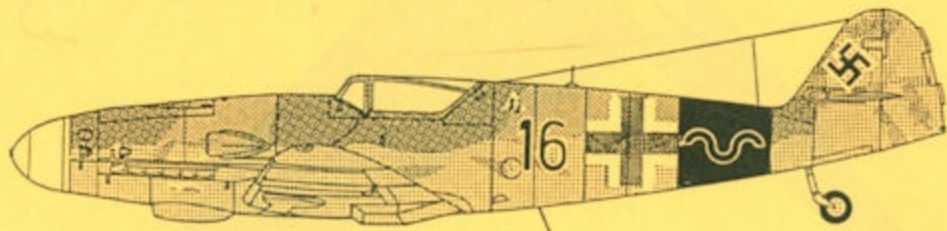
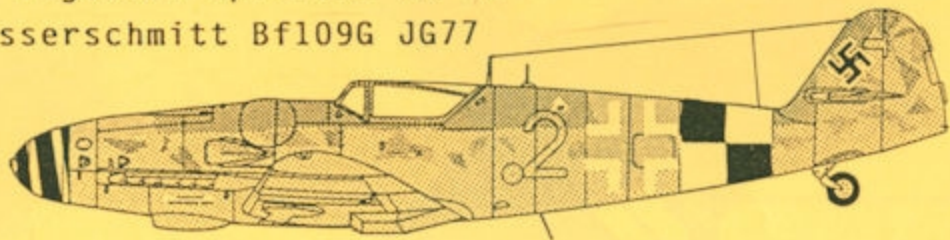
1/48th
Scale

Four "Defence of the Reich" Bf109's
Plus Yugoslav Spitfire Mk Vc



Yugoslav Spitfire Mk Vc


Messerschmitt Bf109G JG77




Messerschmitt Bf109K-4 JG53

Messerschmitt Bf109G-14 1/JG77





Yugoslav Spitfire Mk Vc



This Spitfire Mk Vc (tropical) was flown by Yugoslav pilots with the Balkan Air Force, RAF until being struck off charge and handed to the Yugoslavian Air Force in April 1945. It is depicted here at that time.

Camouflage is Ocean Grey and Dark Green upper surfaces, (green shown as darker colour) with Medium Sea Grey lower surfaces.


Note that the Yugoslav markings varied greatly between aircraft and were not simply British markings with red stars added. JK544's red stars are "bulged" and it's fin-flash has blue towards the front. Spinner and fuselage band are white.

References. Aircraft Camouflage and Markings 1907-1954 By Bruce Robertson, Harborough Publications. Spitfire- The History by Eric Morgan and Edward Shacklady, Key Publishing.

Decal Application

Ventura Decals are printed thinly for a painted on look. Dip each design into water for a few seconds, then leave to stand on a non absorbent surface. At first the decal will curl up, then uncurl. This indicates the design has loosened and will slide. Apply carefully to a gloss painted surface and position with a minimum of moving about. The common "silvering" problem with decals is usually caused by excessive moving washing away the decals glue.

Bf109 Upper surface camouflage pattern



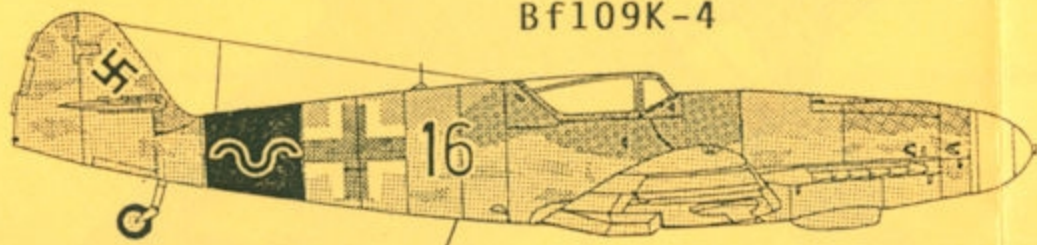
**"Yellow 2" JG77
Bf109G**

This decal option has been included simply because the "quartered" green and white tail band is so interesting. Whether the machine had a "tall" or "standard" tail isn't known ! However, it is either a G-6 or G-14. Venturas only reference photograph shows "Yellow 2" in damaged condition at the end of the war in Kaufbeuren, Bavaria. It had possibly flown with JG 77 which had White and Green fuselage Bands.

Colour scheme is standard 74/75/76 and the fuselage crosses are "filled" with 75.

Reference. "Fighter Command" by Jeffrey L. Ethell and Robert T. Sand, Motor Books International.

**"Black 16" IV/JG53
Bf109K-4**



"Black 16" is a Bf109k-4 which served with IV/JG 53 in the closing months of WW II.

It wears the low contrast 81/82/76 colour scheme with mottling carried well down the fuselage sides. The fuselage crosses are filled with a colour almost as dark as the black fuselage band. Note the broad white spinner spiral.

Reference "Fighter Pictorials, Bf109G/K, Part 11, Broken Eagles 3", by Carl Hildebrandt.

Reference. "Fighter Pictorials Bf109G/K part II. Broken Eagles 3" by Carl Hildebrandt.

**"Yellow 10" 1/JG77
Bf109G-14 Wr.Nr. 512429**

Bf109G-14 "Yellow 10" has a 74/75/76 colour scheme with the fuselage spine 74/75 softly blended and a light fuselage and tail mottle mainly of 75. Fuselage band is green and white, Spinner is black with a white spiral.

Note that the spiral completes only one "turn" of the spinner and does not end in a white cap around the spinner gun. Fuselage cross is filled with 74. Note also the heavy black swastika.