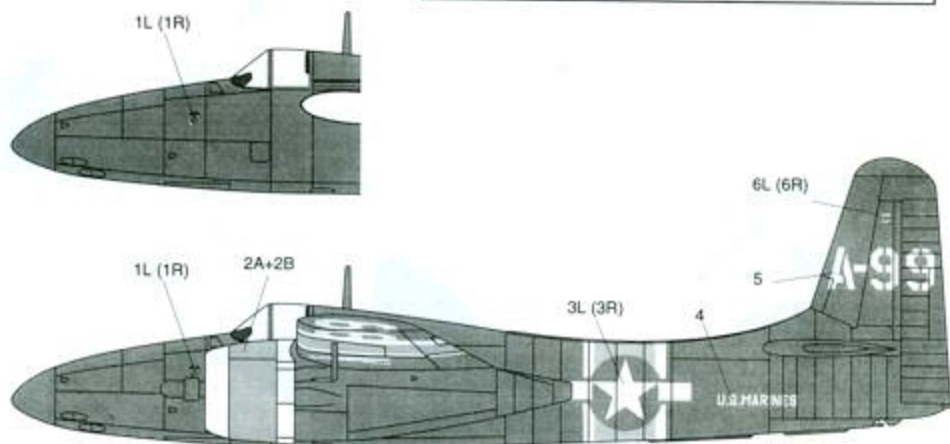


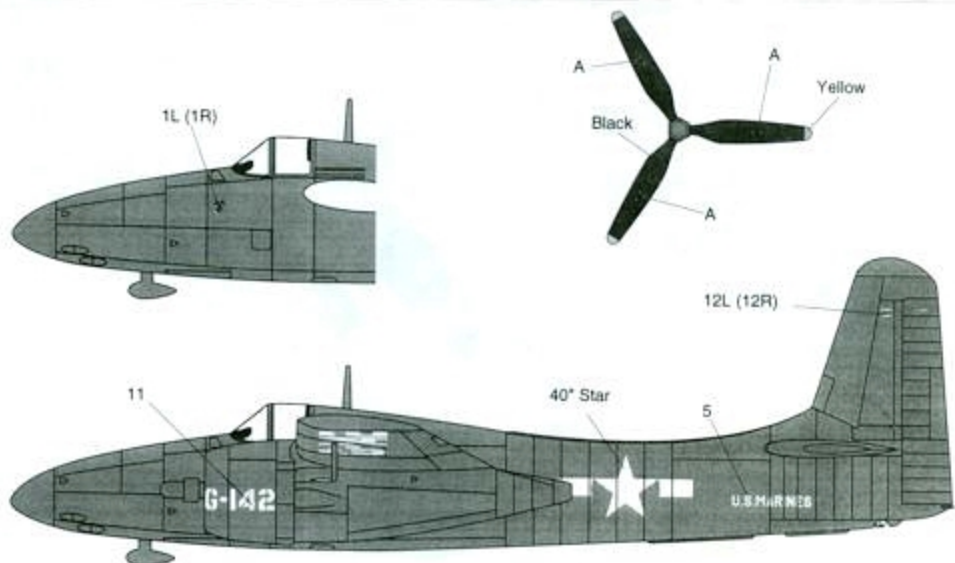
NOTE: Decals are to be applied to both left and right sides except as indicated on the drawings.

A



Grumman F7F-3 Tigercat BuNo 80405, assigned to Marine Fighter Squadron VMF-312, based at MCAS El Toro, California, during 1946. The aircraft was painted in the standard overall Sea Blue Gloss scheme. Propellers were Black with 4" Yellow tips and Sea Blue Gloss hubs. All wheels, landing gear struts and wheel well door interiors were Sea Blue Gloss; wheel well interiors were either Sea Blue Gloss or aluminum. Unit markings were applied in Yellow on wings and tail, USMC markings were carried on the fuselage. Note that USMC Eagle always faces forward. Willow Green instrument trainer bands outlined in White were carried on wings, engine cowlings and fuselage. NOTE: Paint nacelles White before applying decals 2A and 2B.

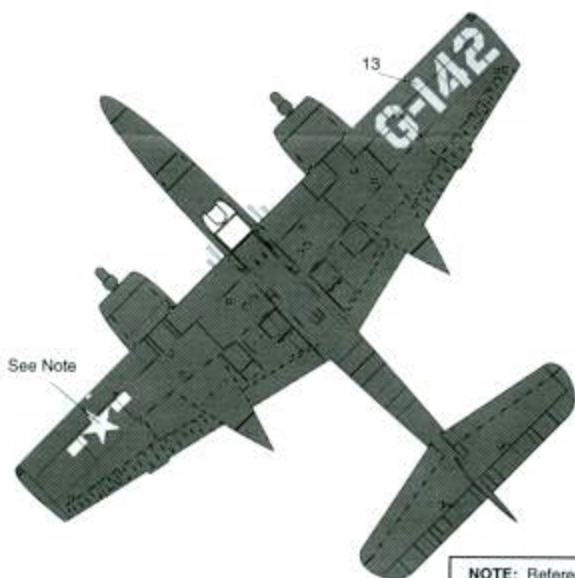
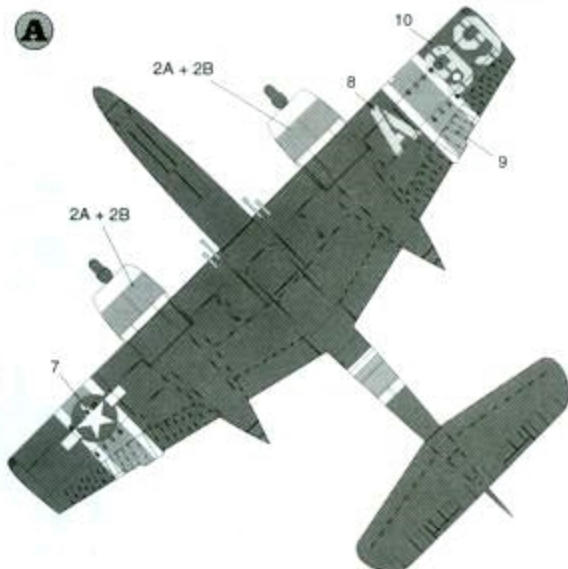
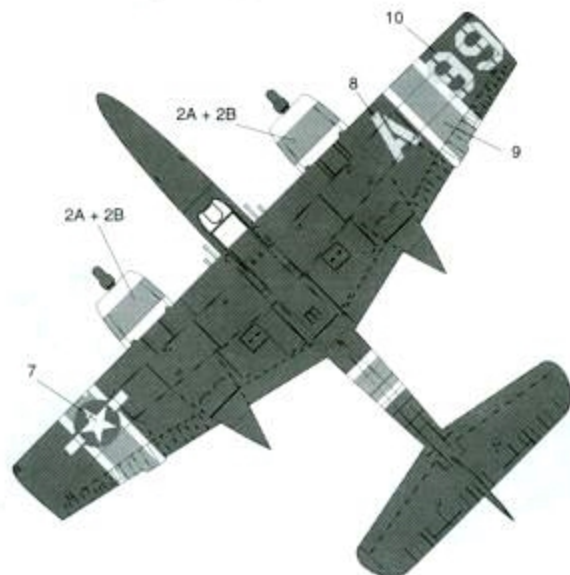
B



F7F-3 Tigercat, BuNo 80524, assigned to an unidentified Marine unit and photographed at MCAS Miramar during 1946. Finished in the basic fighter scheme, as above; overall Sea Blue Gloss with Gloss Yellow unit markings but with no trainer bands. USMC Eagle always faces forward. Note football-style ADF antenna on nose gear door. NOTE: For fuselage stars use 40° borderless star decals or trim away the Green and White instrument trainer bands from decals 3L and 3R.

Three Guys Replicas™

Copyright © 1996
All Rights Reserved



NOTE: References indicate fighter versions of the Tigercat carried 50" borderless wing stars. Available photos of G-142 do not reveal the size of its wing stars. You can also trim away the Green bands on decal #7 and use its 40" stars as shown in the drawings above.

Recommended Kit: AMT/ERTL F7F-3 Grumman Tigercat.
Modifications required for G-142 version:
ADF "Football" style antenna

References:

1. F7F Tigercat, Squadron/Signal In Action No. 79, by W.E. Scarborough.
2. The Official Monogram US Navy and Marine Corps Color Guide Vol. 2, 1940-1949, by John M. Elliott.
3. USMC Aircraft 1914-1959, by William Larkins.

HELP! We need your help. There's lots of good stuff out there hiding in old Uncle Charlie's scrap book. Talk Uncle Charlie out of it for a little while and let us know. We're always looking for interesting aircraft to reproduce in decal form, and we need the assistance of modelers like you to find them. If you have anything you'd like to share, please contact us at the address above. We'll treat it just like it was our own Uncle Charlie's, and everything will be returned as it was received. Heck, we'll even give you a free decal when it's done!

Thanks

The Three Guys