



Third Group™



PO BOX 98865 • TACOMA WA 98498-0865 • USA
Tel: (253) 475-9505 ~ Fax: (253) 475-1597 ~ Email: tgdecals@aol.com

A THREE GEESSE PUBLISHING COMPANY

48-046

1:48
scale

*Focke-Wulf Fw 190 #11 – D-9/11
JG 2, JV 44 & Stab General der Jagdflieger*

Fw. Werner Hohenburg – Stab./JG 2 – WNr 210194



Hptm. Waldemar Wübke – JV 44 Würger-Staffel – WNr 600424



Stab General der Jagdflieger – WNr 220004



No Number – JG 2 – WNr 601444



Third Group™ – 48-046 – JG 2, JV 44 & SGdJ – Focke-Wulf Fw 190D-9/11

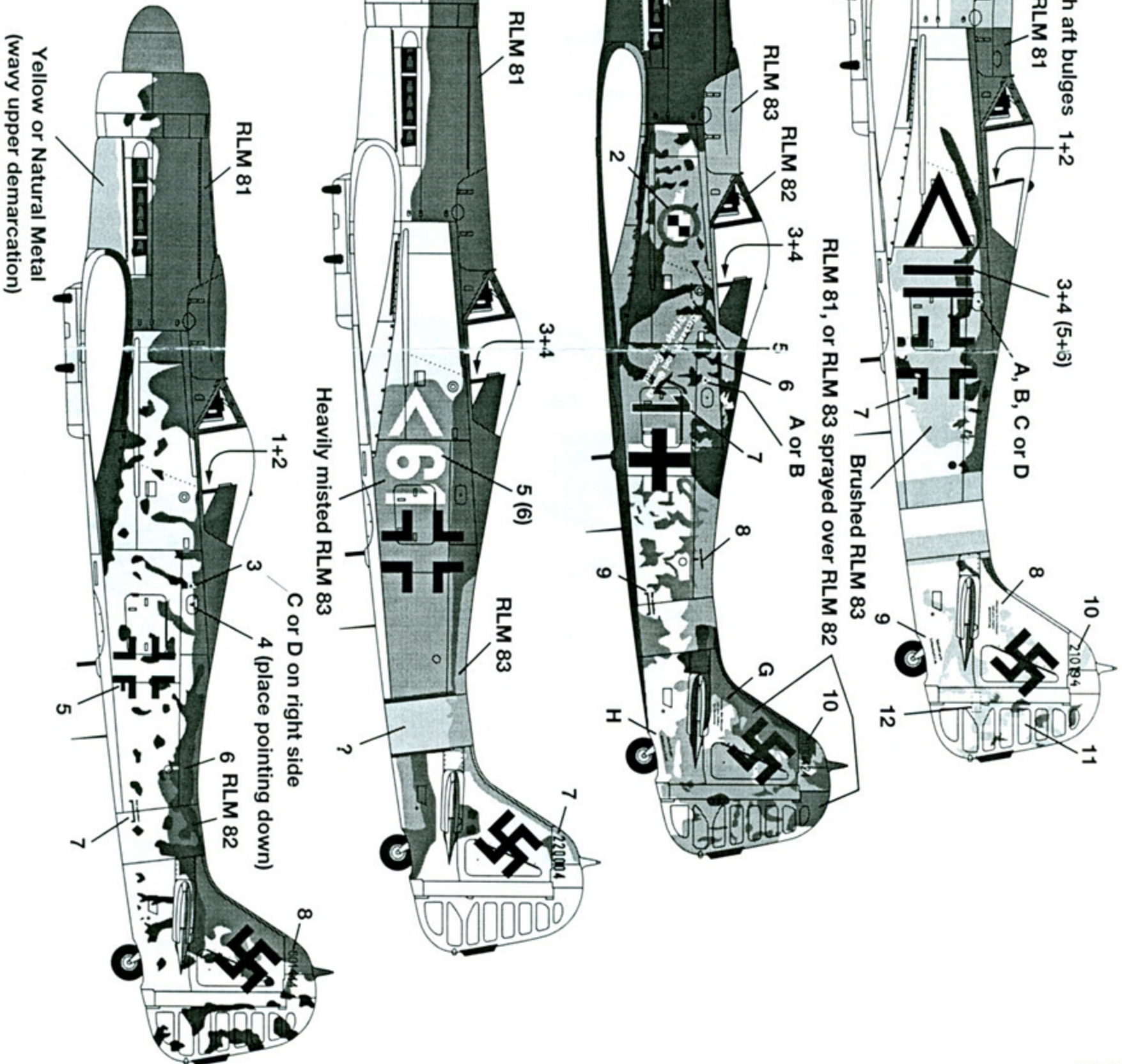
Drawings based on the Tamiya Fw 190D-9.

Decals designed for same, though they may be suitable for others.

For scale profiles, enlarge by 111%.

REFERENCES:

- A: *Luftwaffe Camouflage & Markings 1935–45, Vol. 3*: J.R. Smith & J.D. Gallaspy, 1977
- B: *Monogram Close-up 10: Fw 190D*: J. Richard Smith & Eddie J. Creek, 1986
- C: *Walk Around Fw 190D*: E. Brown Ryle & Malcolm Laing, 1997
- D: *History, Camouflage, and Markings of JV 44 and JG 6 Focke-Wulf 190 D-9s: No.48-1*: David E. Brown and David Waldman
- E: *JV 44, The Galland Circus*: Robert Forsyth, 1996
- F: *Broken Eagles 1, Fw 190D*: Carl Hildebrandt, 1987
- G: *Focke-Wulf Fw 190/Ta 152*: Manfred Griehl & Joachim Dressel, 1995
- H: *Aircraft & Legend: Focke-Wulf Fw 190 & Ta 152*: Heinz J. Nowarra, 1988




Some upper surface patterns are conjectural as they are washed-out in reference photographs or are not visible. Contrary to popular belief, quite a number of Fw 190s had nonstandard upper surface camouflage.

For scale plan views, enlarge by 200%

Third Group considers RLM 82 to be dark green and RLM 83 to be light green. Color callouts is how we plan to paint our Doras. If at all possible, review the listed references to make your own determination.

Focke-Wulf-standard (nonregulation) upper wing crosses.

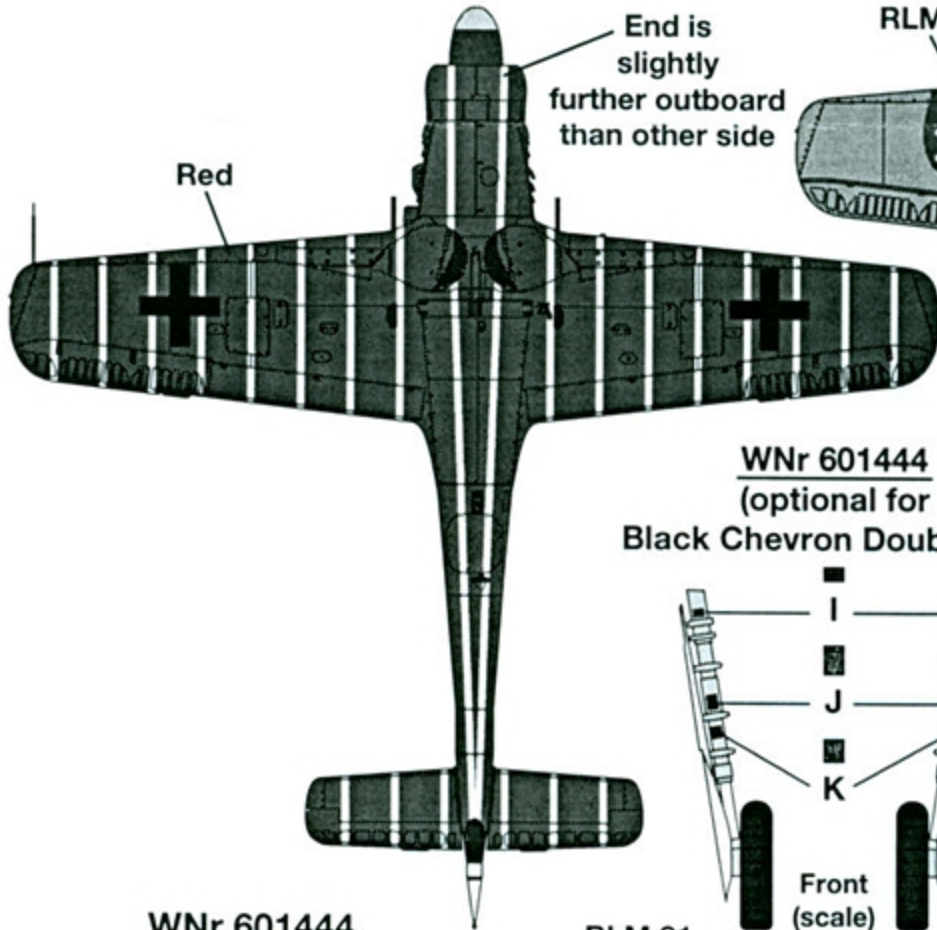
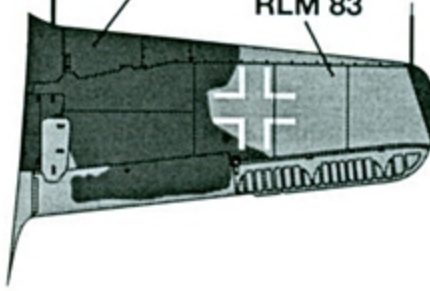
Not visible (entire aileron)



Red 1

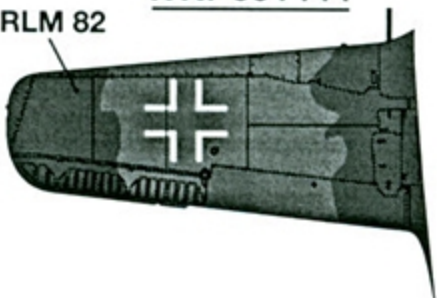
RLM 82

RLM 83

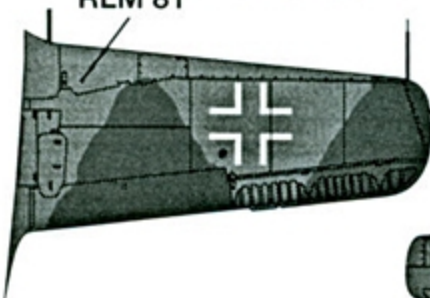


WNr 601444

RLM 82

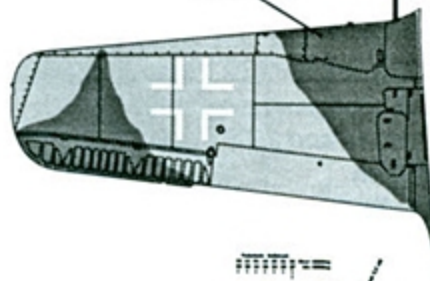


RLM 81

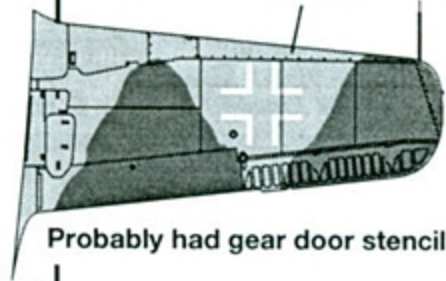


Black Chevron Double Bar

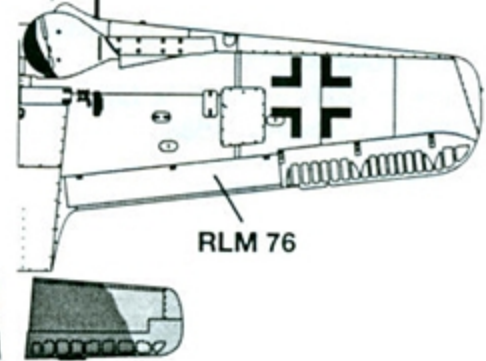
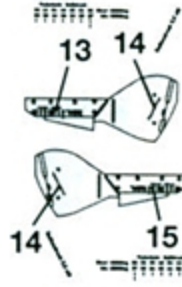
RLM 81



RLM 75 or RLM 83

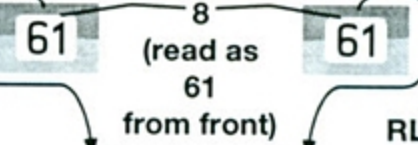


Probably had gear door stencils




RLM 76

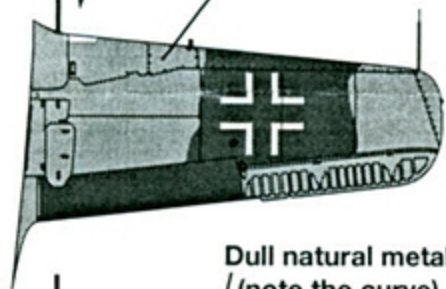
White Chevron 61



RLM 82

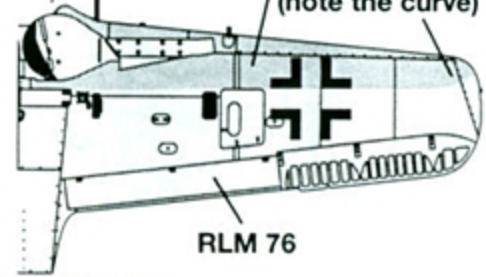


RLM 83



Upper surface leading edges visible in reference photographs

Dull natural metal (note the curve)

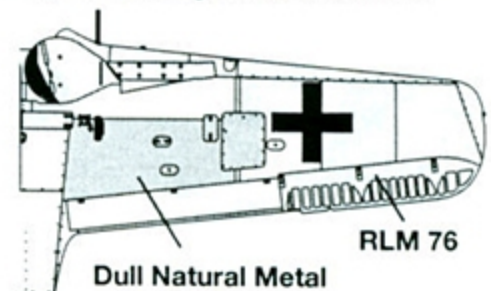


RLM 76

No gear door stencils



May have had gear door stencils



RLM 76

Dull Natural Metal



Black Chevron Double Bar: Stab./JG 2 Fw 190D-9, WNr 210194, flown by Fw. Werner Hohenburg (not his Dora) when brought down by anti-aircraft fire on January 1, 1945 during Operation Bodenplatte. Two-piece gun cowling with aft bulges. Based on other documented Doras of the 210-block series, this Dora probably had a standard canopy. **Camouflage:** RLM 75/81/76 with RLM 81/82/83 mottling, brushed RLM 83 on the mid-fuselage. RLM 75/81 or 83/81 upper wings and tail. Spinner was probably black with a white spiral (not provided). RLM 82 mottling covers the tip of the left fuselage cross upper arms and a section of the lower left arm has been scrubbed off or overpainted. Red trim tabs. As usual, the sole reference photograph (both references) features two GIs that, unbeknownst to them, are standing in the way! Thus the complete mottling pattern of the forward fuselage is unknown. The long sliver of RLM 82 above the chevron is not shadow. **Markings:** White 41 on the left rudder (lightly mottled over in some places) may indicate its previous role as a training conversion aircraft. An extra White 41 is provided for the right rudder. Pale black fuselage cross, swastika and Werknummer. **Stencils:** Known stencils are 7, 8, 9 & 12. **References:** **A** - 138; **B** - 21.

Red 1: Fw 190D-9, WNr 600424, possibly flown by Hptm. Waldemar Wübke of the JV 44 Würger-Staffel that protected unit Me 262s during base operations. **Camouflage:** RLM 82/83/76 with a yellow-tipped RLM 70 spinner (white spinner spiral rear half overpainted with black), white-striped red undersides, and red trim tabs. **Markings:** Upper right of Staffel badge (1) covered with RLM 83. Canopy hood has chipped paint. White inscription below left canopy, pale black left swastika, regular black right swastika. **Stencils:** Known stencils are A (or B), 4, 7, 8, G & H. **References:** **C** - 79; **D** - 12, 13, 16, 17; **E** - 199, 203, 204, 205; **F** - 9.

White Chevron 61: Fw 190D-11, WNr 220004, fitted with outboard wing Mk 108 cannons, found abandoned at Wörishofen, Germany at the end of the war. Arba and Engines 'N Things offer an Fw 190D-11/13 resin conversion set. **Camouflage:** RLM 81/83/76 fuselage with heavily misted RLM 83 overspray (misting on right side extending from the firewall to the trailing edge of the cross) and a partially overpainted fuselage band. Propeller blades and spinner are RLM 71 or Protective Blue-Gray, though the cap appears to be lighter. **Markings:** A Black 61 within a white rounded rectangle is on each wing leading edge (center the left one between the wingroot cannon and gun camera opening, and then mirror the right one). Popular opinion suggests the fuselage band is the result of a light colored or natural metal fuselage insert with dark sealer bands, but after scrutinizing that of White Double Chevron (future release), plus noticing the remnants of an overpainted red/yellow/red spinner spiral, we lean towards a red-edged yellow fuselage band. Location of spinner spiral cut ends is unknown, so you may shorten them if you so desire. The cut ends should be lightly oversprayed so they are not a hard edge. **Stencils:** None known, though if applying fuel filler triangles, use E or F. **References:** **C** - 78; **E** - 203; **G** - 222.

No number: WNr 601444, possibly of JG 2, found at Eschwege, Germany immediately after the war. **Camouflage:** RLM 81/76 fuselage with RLM 81/82 mottling and a yellow or natural metal lower engine cowling. RLM 71 or Protective Blue-Gray propeller and spinner. The RLM 82 creeping upward from the wingroot is not exhaust stain. RLM 76 undersides with partial Natural Metal wing sections. Hellhole panel (forward of DF Loop) has been called by others as being black or natural metal, but we do not see it as such. Fabric was missing from the rudder and elevators, forcing speculation of their camouflage. **Markings:** Late war 600mm fuselage crosses. **Stencils:** Two left side fuel filler triangles: forward of filler hatch (3) and also on the filler hatch (4 – upside-down); red/white (6) and red/black (7) lift stencils. Pale black (commonly called RLM 66) Werknummer became common late in the war. **References:** **B** - 10; **C** - 74; **F** - 6 & 7; **H** - 115.