


# WIRBELWIND



## SPECIFICATION

### GENERAL

**CREW:** 5.  
**BATTLE WEIGHT:** 25 TONS.  
**GROUND PRESSURE:** 11.5 LBS/SQ. IN.

**1/72 SCALE**

### DIMENSIONS

**LENGTH:** 18.8 FT.  
**HEIGHT:** 8.8 FT.  
**WIDTH:** 9.4 FT.  
**WIDTH OF TRACK:** 15.75 IN.  
**GROUND CLEARANCE:** 15.8 IN.

**KIT 8063**

### ARMAMENT

**ONE 2 CM. QUADRUPLE FLAK 38.**  
**MAXIMUM EFFECTIVE RANGE:** HORIZONTAL 5,246 YDS. - VERTICAL 4,012 YDS.  
**LENGTH OF GUN (OVERALL):** 169 IN.  
**DEPRESSION:** 10°  
**ELEVATION:** 100°  
**TRAVERSE:** 360°.  
**WEIGHT:** TRAVELLING POSITION 4,890 LBS. FIRING POSITION 3,200 LBS.

### ENGINE

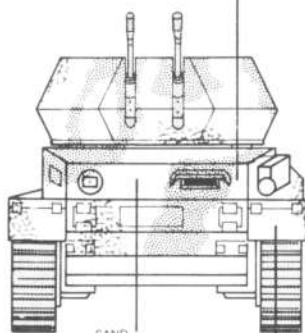
HL 120 TRM MAYBACH, 300 HP AT 3000 RPM, 12 CYLINDERS  
 IN V-BLOCK, GASOLINE, LIQUID COOLED, COMPRESSION RATIO 6.5:1.

### PERFORMANCE

**SPEED:** 25 MPH ON ROADS, 10 MPH CROSS-COUNTRY.  
**CLIMBING ABILITY:** 30° (57%) SLOPE.  
**TRENCH CROSSING ABILITY:** 7.2 FT.  
**FORDING DEPTH:** 39.4 IN.  
**FUEL CAPACITY:** 125 GALS.  
**RADIUS OF ACTION:** 124 MILES ON ROADS,  
 78 MILES CROSS-COUNTRY.

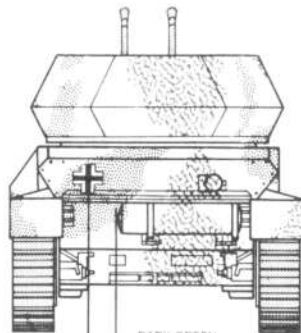


3-4 alternative marks



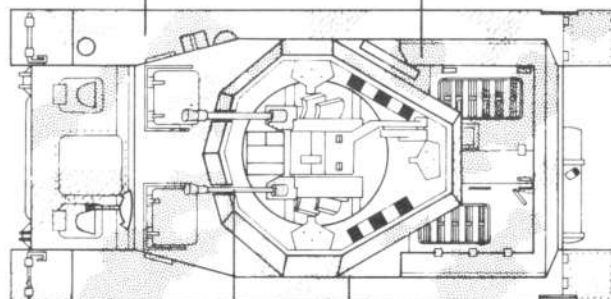
SAND  
 IAF3 MIDDLESTONE  
 SABLE  
 SAND  
 LEHMBRAUN 380  
 LEEMBRUIN  
 SANDFARG  
 ARENA  
 SABBIA  
 FS - 33531

5



DARK GREEN  
 USM1 MARINE FIELD GREEN  
 VERT FONCE  
 MITTELGRÜN  
 MITTELGRÜN 362  
 MIDDELGRÖEN  
 MELLANGRÖEN  
 VERDE OSCURO  
 VERDE SCURO  
 FS - 34097

2



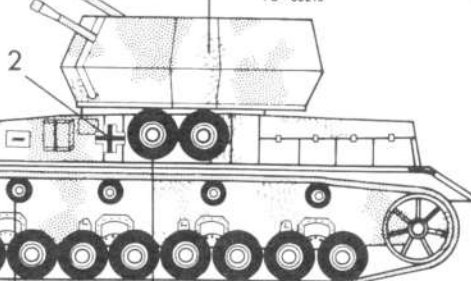
BLACK  
 33 BLACK  
 NOIR  
 SCHWARZ  
 MATT SCHWARZ 8  
 MAT ZWART  
 SVART  
 NEGRO  
 NERO  
 FS - 37038

80%

BROWN  
 HUIJ TAN  
 MARRON  
 BRAUN  
 HOUTBRUIN  
 BRUN  
 MARRON  
 MARRONE  
 FS - 30219

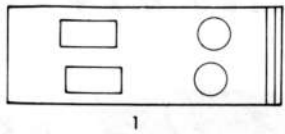
+ 20%

RED  
 60 SCARLET  
 ROUGE  
 ROT  
 MATT ROT 36  
 MAT ROOD  
 ROD  
 ROJO  
 ROSSO  
 FS - 31136

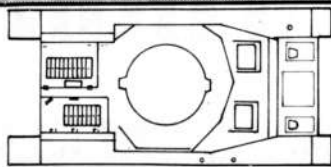


2

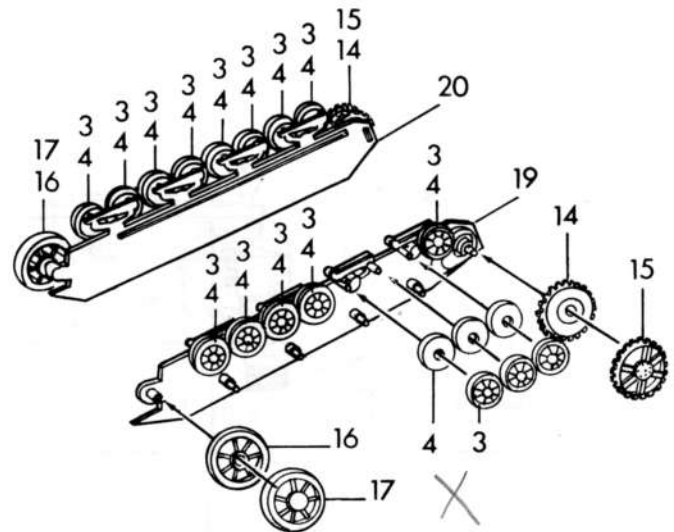
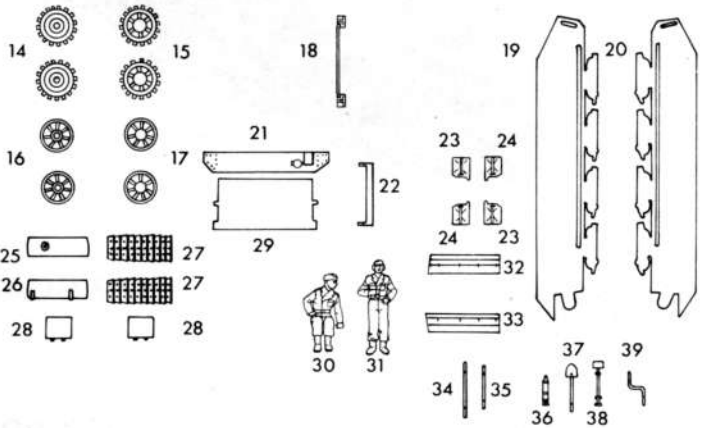
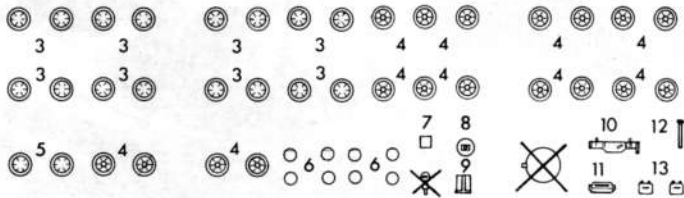
BLACK  
 33 BLACK  
 NOIR  
 SCHWARZ  
 MATT SCHWARZ 8  
 MAT ZWART  
 SVART  
 NEGRO  
 NERO  
 FS - 37038



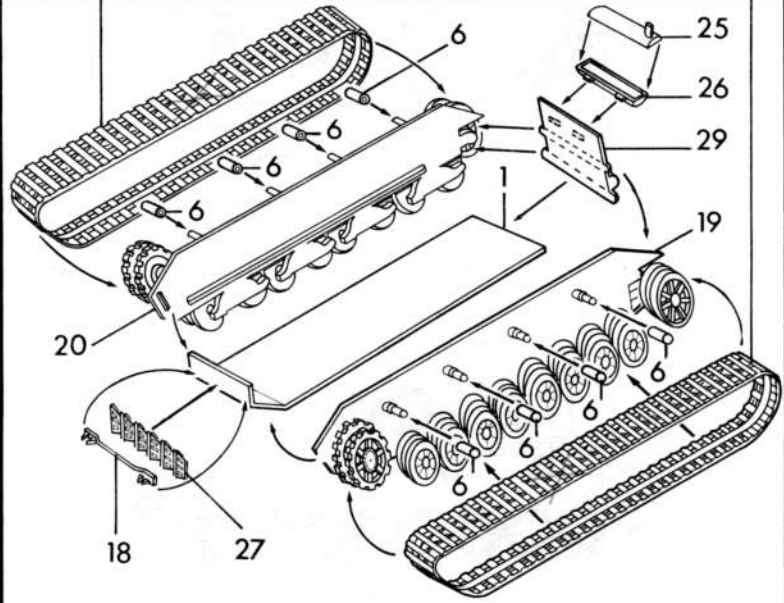
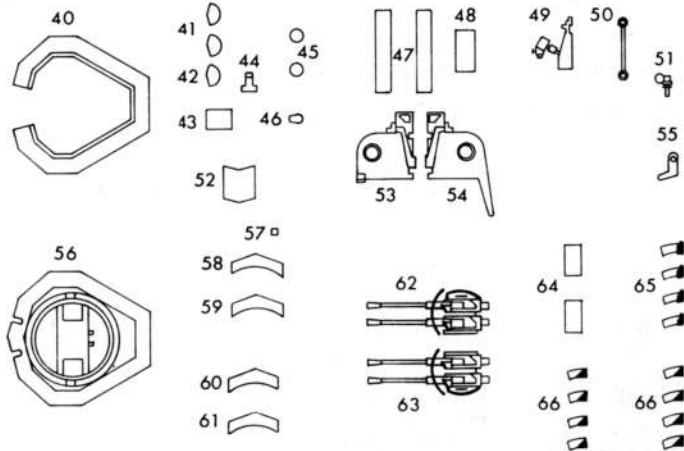
1

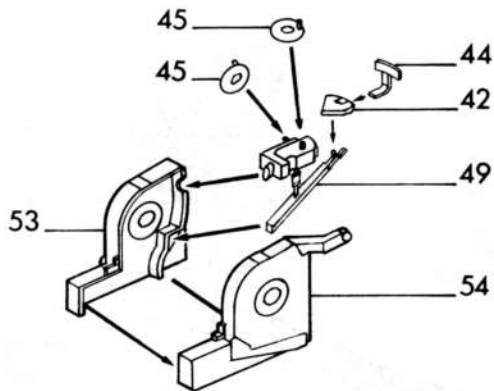


2

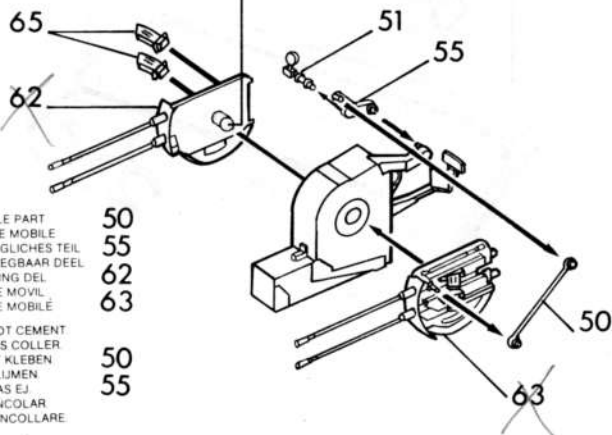


RIVET THE PIN HEAD BY USING A MODERATELY HEATED SCREWDRIVER (CARE SHOULD BE TAKEN AND PARENTS PERMISSION OBTAINED FOR CHILDREN UNDER 16 YEARS)  
AGRANDIR LA TÊTE DU PIVOT EN L'ECRASANT LÉGERMENT AU MOYEN D'UN TOURNE-VIS UN PEU "CHAUFFÉ"  
- VERGROËSSERN SIE LEICHT DAS STIFTENDE UNTER BENUTZUNG EINES ERHITZTEN SCHRAUBENZIEHERS  
- INGROSSARE LA TESTA DEL PERNO SCHIACCIANDOLA LEGGERMENTE CON UN CACCIAVITE "SCALDATO"



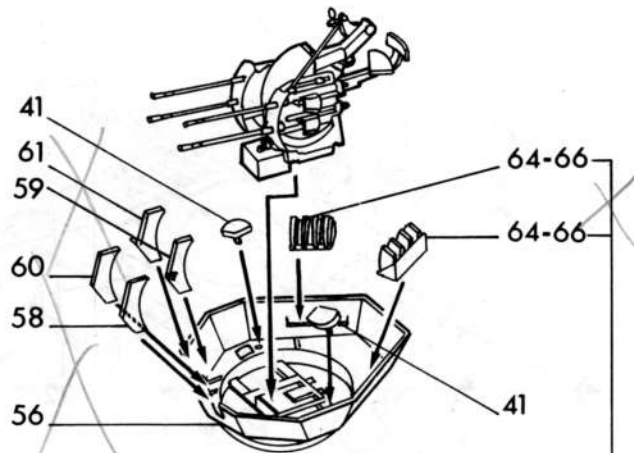


- PUT CEMENT ON THE PIN HEAD ONLY
- DEPOSER LA COLLE SEULEMENT SUR LA TÊTE DU PIVOT
- KLEBSTOFF NUR AUF DEN KOPF DES STIFTES GEBEN
- DOE ALLEEN LIJM AAN DE PUNT
- SATT LIM ENBART PÅ STIFTHUVUDET
- PONER LA COLA SOLO SOBRE LA CABEZA DEL PERNO
- METTERE LA COLLA SOLO SULLA TESTA DEL PERNO

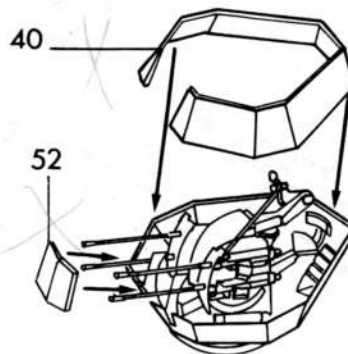
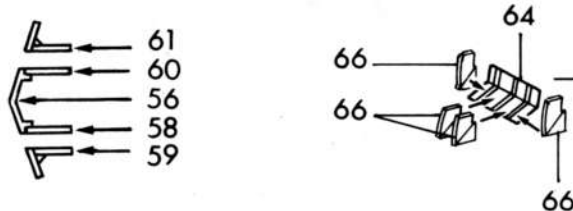


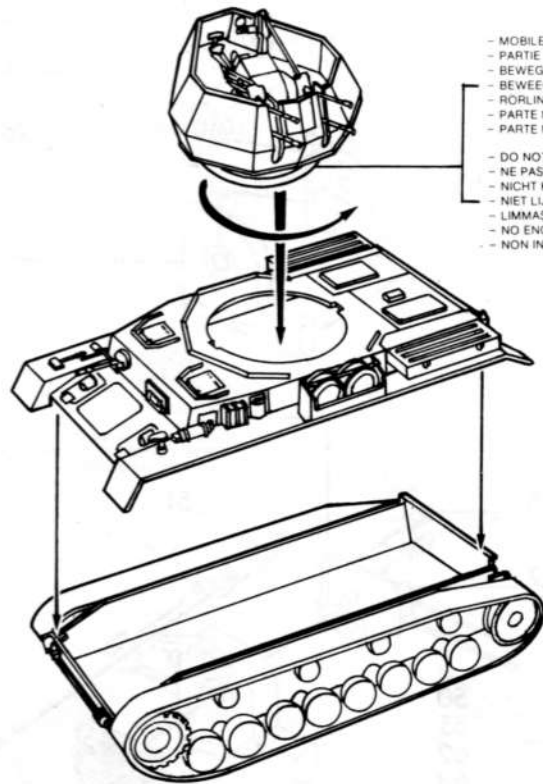
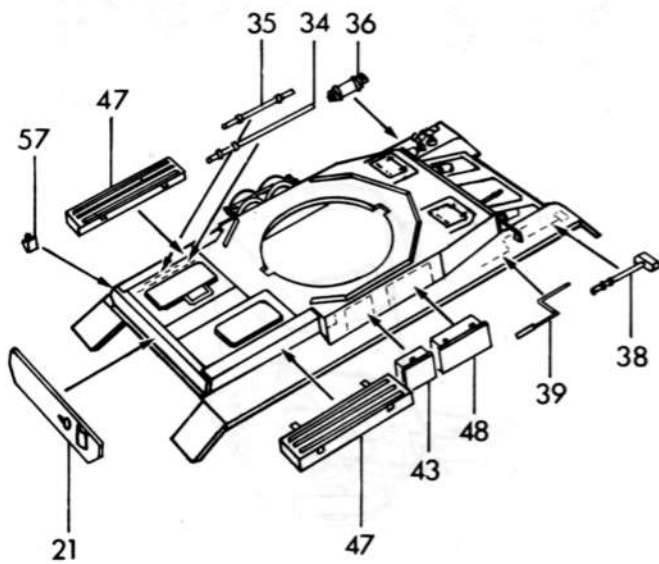
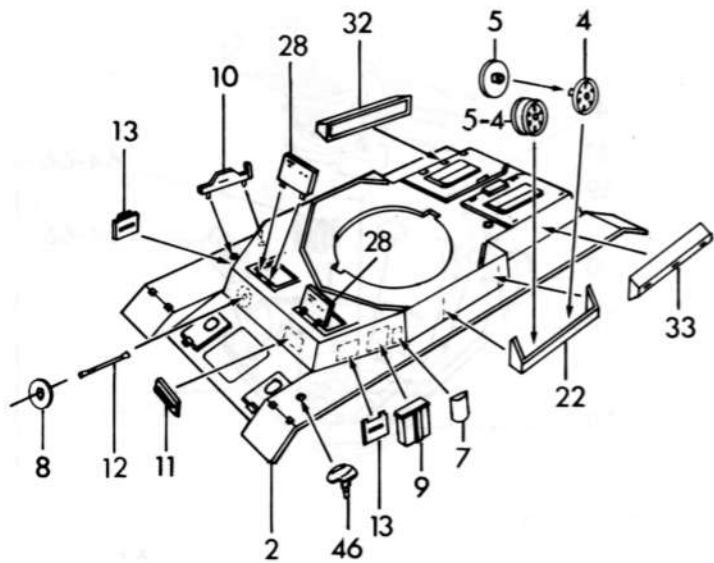
- MOBILE PART 50
- PARTIE MOBILE 55
- BEWEGLICHES TEIL 55
- BEWEGBAAR DEEL 55
- RÖRLING DEL 62
- PARTE MOVIL 63
- PARTE MOBILÉ 63
- DO NOT CEMENT 50
- NE PAS COLLER 55
- NICHT KLEBEN 50
- NIET LIJMEN 55
- LIMMAS EJ 50
- NO ENCOLAR 55
- NON INCOLLARE 50

- 
- RIVET THE PIN HEAD BY USING A MODERATELY HEATED SCREWDRIVER (CARE SHOULD BE TAKEN AND PARENTS PERMISSION OBTAINED FOR CHILDREN UNDER 16 YEARS)
  - AGRANDIR LA TÊTE DU PIVOT EN L'ECRASANT LÉGEREMENT AU MOYEN D'UN TOURNE-VIS UN PEU "CHAUFFÉ"
  - VERGROESSERN SIE LEICHT DAS STIFTEINDE UNTER BENUTZUNG EINES ERHITZTEN SCHRAUBENZIEHERS
  - VERGROOT HET STIFTEINDE MET GEBRUIK VAN EEN VERHITTE SCHROEVENDRAAIER (VOORZICHTIG, KINDEREN BENEDEN 16 JAAR AAN DE OUDERS TOELATING VRAGEN)
  - GÖR BULRHUVUDET STÖRRE GENOM ATT LÄTT TRYCKA PÅ DET MED EN FÖRSIKTIGT "UPPVARMD" SKRUVMEJSEL
  - ALARGAR LA CABEZA DEL PERNO APLASTANDOLA LIGERAMENTE CON UN DESTORNILLADOR MODERADAMENTE "CALENTADO"
  - INGROSSARE LA TESTA DEL PERNO SCHIACCIANDOLA LEGGERMENTE CON UN CACCIAVITE "SCALDATO"



correct positioning





- MOBILE PART
- PARTIE MOBILE
- BEWEGLICHES TEIL
- ROERLING DEEL
- PARTE MOVIL
- PARTE MOBILE

- DO NOT CEMENT
- NE PAS COLLER
- NICHT KLEBEN
- NIET LIJMEN
- NO ENCOLAR
- NON INCOLLARE

