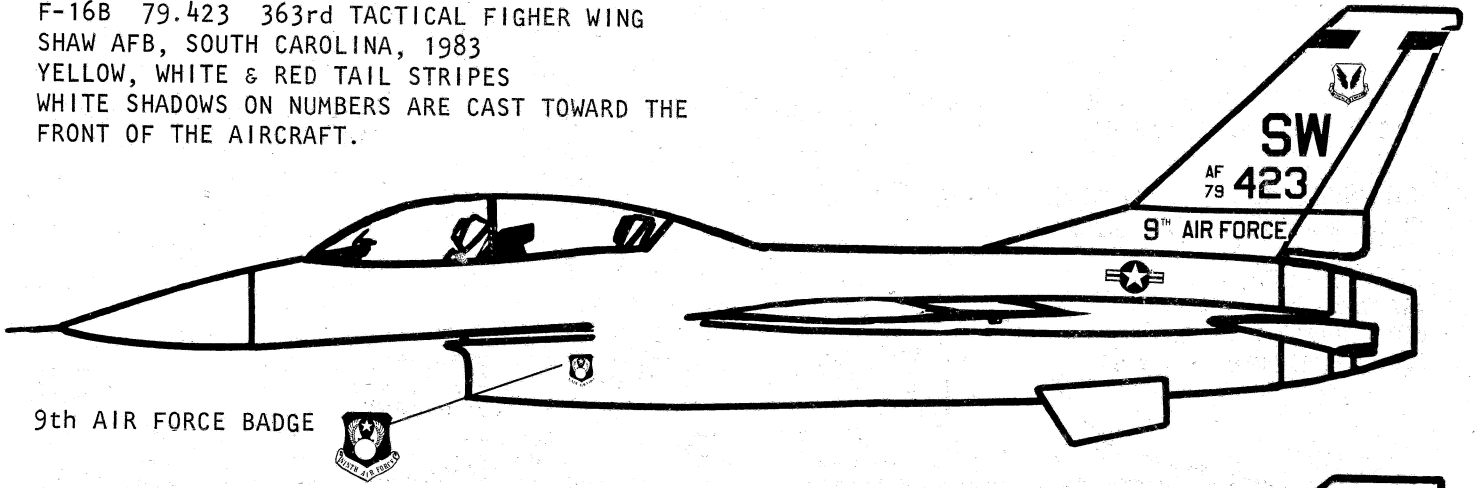
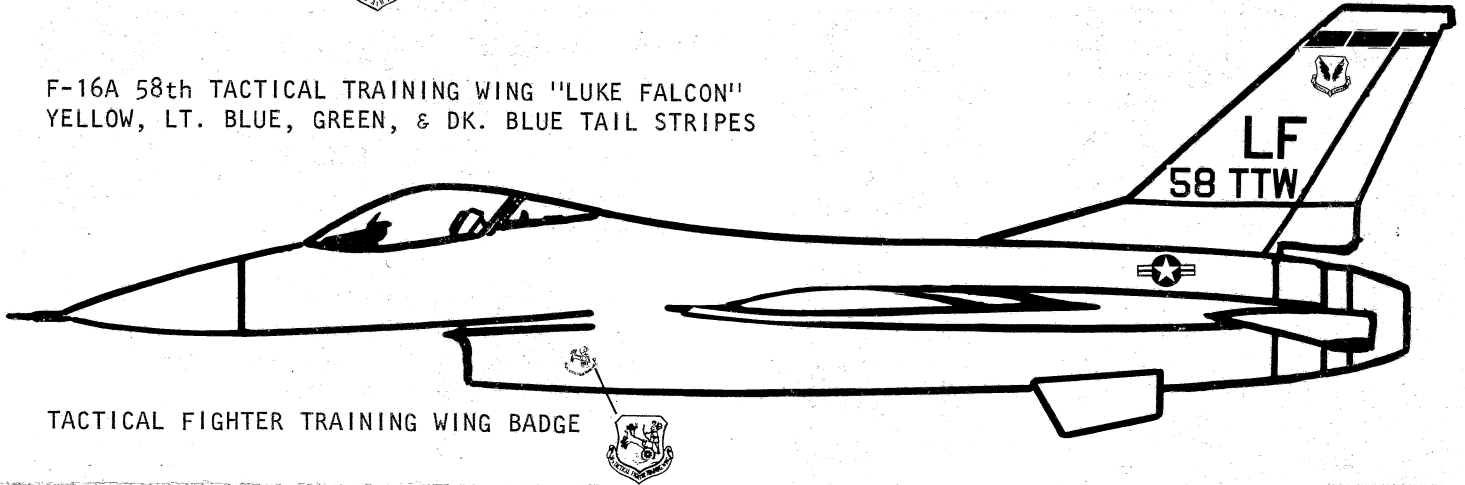



F-16B 79.423 363rd TACTICAL FIGHTER WING
 SHAW AFB, SOUTH CAROLINA, 1983
 YELLOW, WHITE & RED TAIL STRIPES
 WHITE SHADOWS ON NUMBERS ARE CAST TOWARD THE
 FRONT OF THE AIRCRAFT.



F-16A 58th TACTICAL TRAINING WING "LUKE FALCON"
 YELLOW, LT. BLUE, GREEN, & DK. BLUE TAIL STRIPES

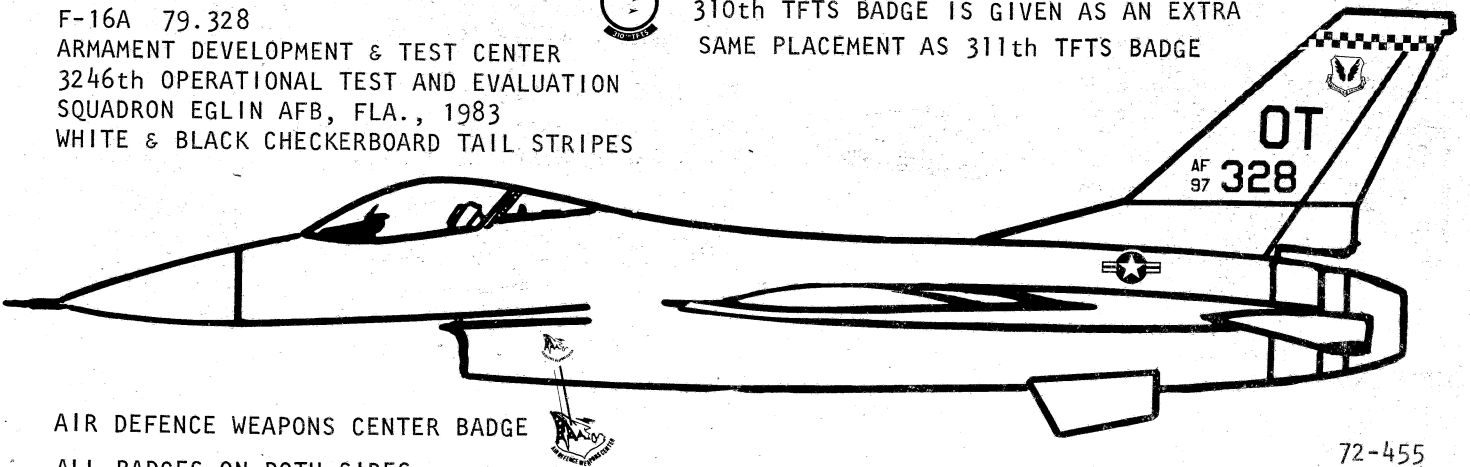


F-16B 78.101 58th TACTICAL TRAINING WING
 311 TACTICAL FIGHTER TRAINING SQUADRON LUKE AFB,
 ARIZONA, 1984
 WHITE & BLUE TAIL STRIPES



F-16A 79.328
 ARMAMENT DEVELOPMENT & TEST CENTER
 3246th OPERATIONAL TEST AND EVALUATION
 SQUADRON EGLIN AFB, FLA., 1983
 WHITE & BLACK CHECKERBOARD TAIL STRIPES

310th TFTS BADGE IS GIVEN AS AN EXTRA
 SAME PLACEMENT AS 311th TFTS BADGE



AIR DEFENCE WEAPONS CENTER BADGE
 ALL BADGES ON BOTH SIDES

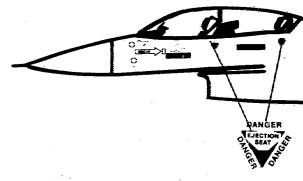
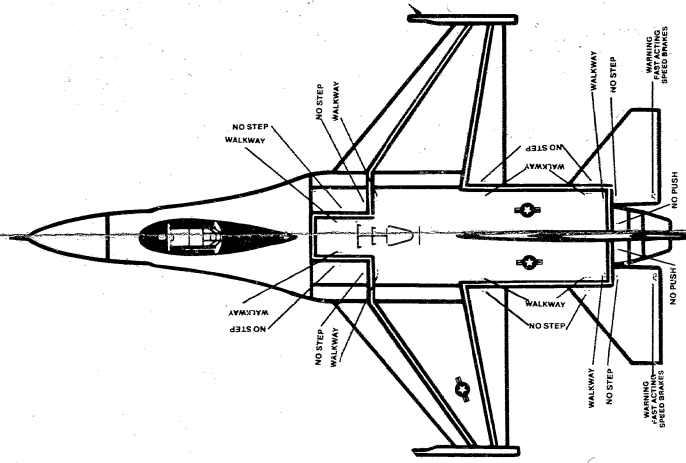
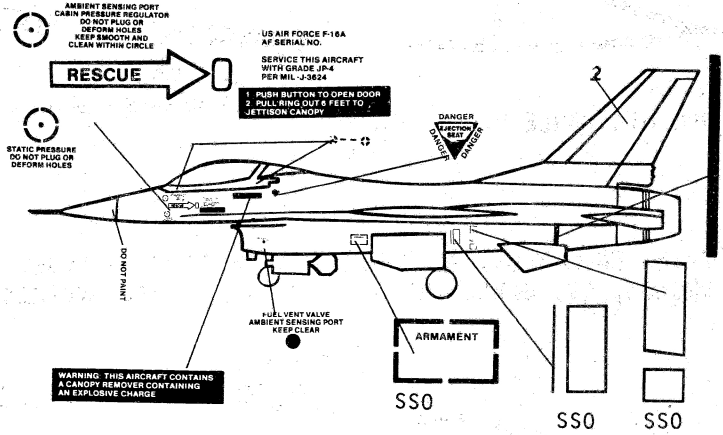
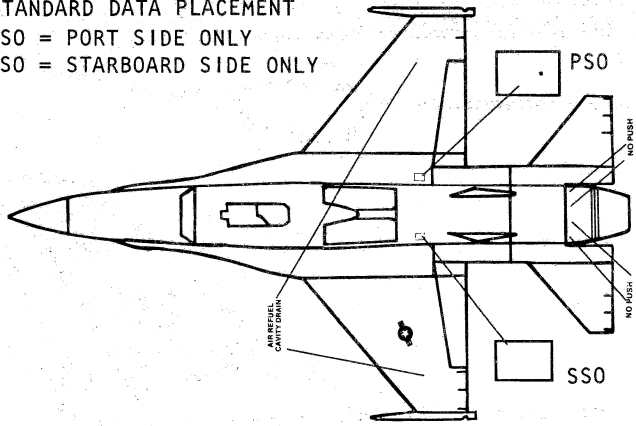
ALL AIRCRAFT HAVE THE STANDARD LOW VISIBILITY PAINT SCHEME

RESEARCH BY DON GARRETT, JIM WOOD & BILL HOCKETT

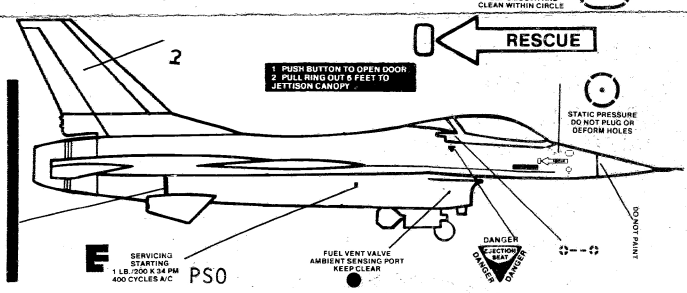
NATIONAL INSIGNIA PLACEMENT UPPER PORT AND LOWER STARBOARD WINGS

STANDARD DATA PLACEMENT

PSO = PORT SIDE ONLY
SSO = STARBOARD SIDE ONLY

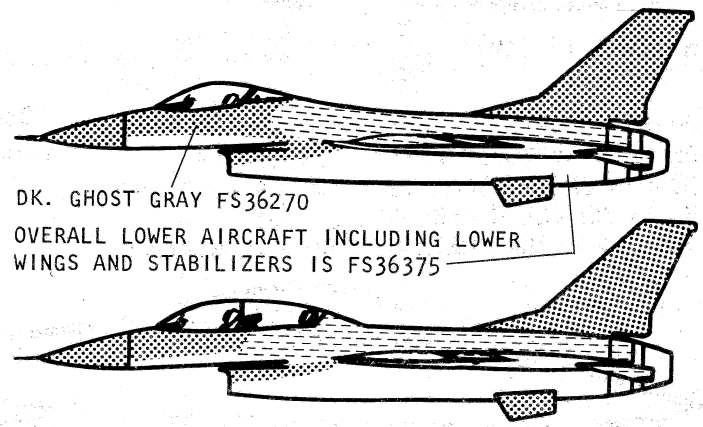
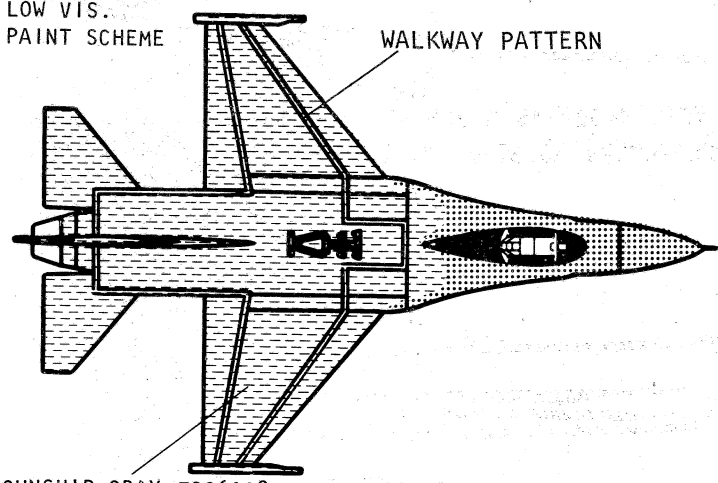


TO SHOW SLIGHT DIFFERENCE IN F-16B VERSION OF DATA (F-16Bs HAVE 2 DANGER TRIANGLES PER SIDE)





LOW VIS. PAINT SCHEME

WALKWAY PATTERN





58 TTW SW
9TH AIR FORCE



SW 58 TTW
9TH AIR FORCE

OT LF LF

AF 79 423

AF 79 423

LF LF OT

AF 78 101 AF 97 328



AF 97 328 AF 78 101



Diagram for 'RESCUE' with a right-pointing arrow. Includes a large 'H' symbol, a vertical bar, and three horizontal orange lines. Below are four boxes labeled 'RESCUE' with left-pointing arrows. At the bottom are two 'E' symbols and a grid of small squares.

Diagram for 'RESCUE' with a left-pointing arrow. Includes a large 'H' symbol, a vertical bar, and three horizontal orange lines. Below are four boxes labeled 'RESCUE' with right-pointing arrows. At the bottom are two 'E' symbols and a grid of small squares.



Diagram for 'RESCUE' with a right-pointing arrow. Includes a large 'H' symbol, a vertical bar, and three horizontal orange lines. Below are four boxes labeled 'RESCUE' with left-pointing arrows. At the bottom are two 'E' symbols and a grid of small squares.

Diagram for 'RESCUE' with a left-pointing arrow. Includes a large 'H' symbol, a vertical bar, and three horizontal orange lines. Below are four boxes labeled 'RESCUE' with right-pointing arrows. At the bottom are two 'E' symbols and a grid of small squares.

