




72-204

AeroMaster™

PRODUCTS

Too Little, Too Late

Part II Fw 190D-9's



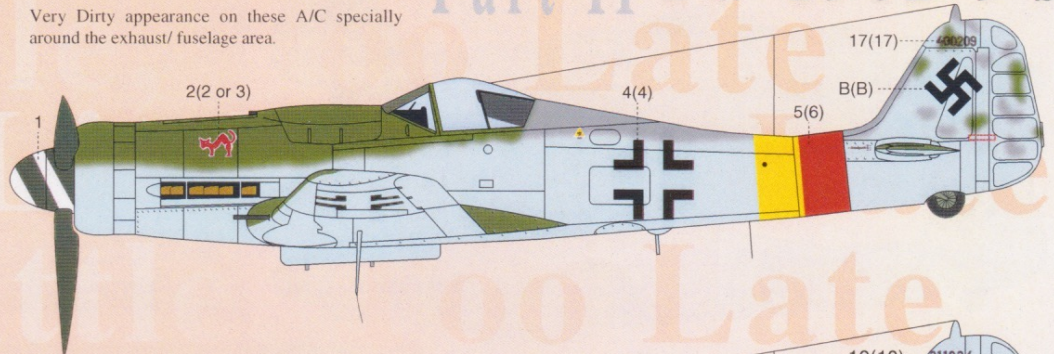
Suggested Kit: Hasegawa 1/72 Fw 190D-9

12982 SW 132nd Ave • Miami, Florida 33186 • USA •
Tel. (786) 293-0411 • Fax (786) 293-5822

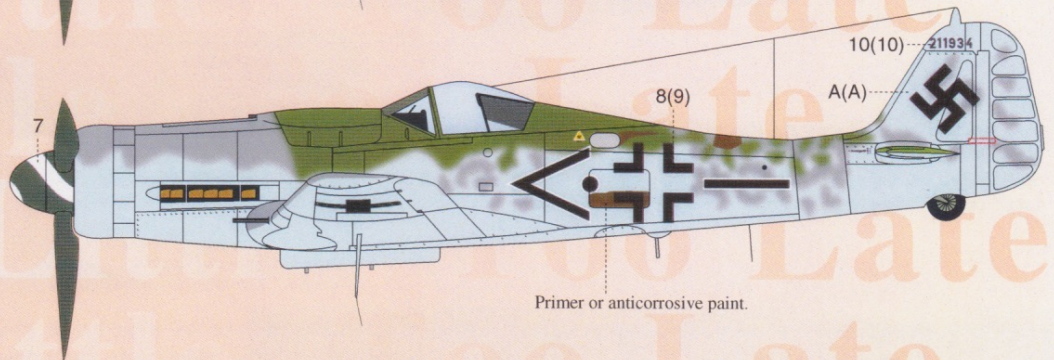
Part II Fw 190D-9's

This conventionally painted "Dora" of I/JG301 in the Spring 1945, features the more common "banded" pattern of RLM75 and RLM83 Dunkelgrün over RLM76. Note the empennage mottling and personal marking, alternate starboard variations of which we have supplied, if in fact it was ever carried! Black spinner and RLM70 wooden propeller. A/C flown by Feldwebel Hagen Forster. W.Nr. for this A/C is fictitious. Use only if so desire.


Very Dirty appearance on these A/C specially around the exhaust/ fuselage area.



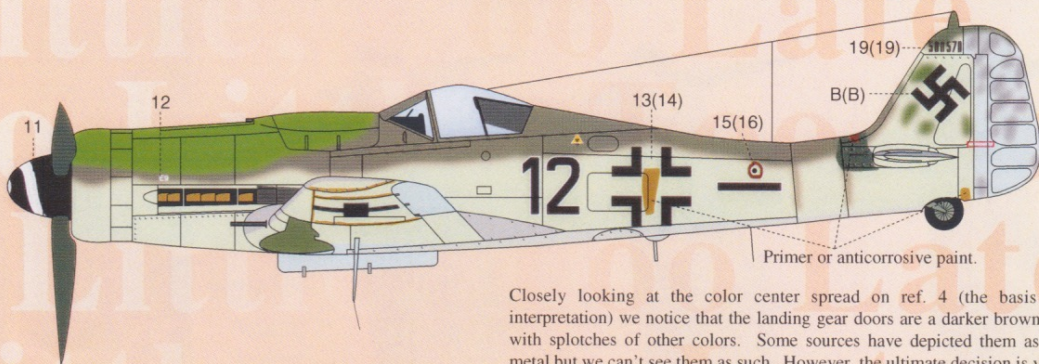
This "Dora" of II/JG6 in March 1945, also features the common "banded" pattern of RLM75 and RLM83 Dunkelgrün over RLM76. Note the additional mottling of RLM83 and RLM75 as well as the primer areas and metal fuel access door. Upper wing surfaces may have sections of RLM82/83/75. Photo on page 71 (Ref. 1) shows a very washed out (almost gray) fuselage cross and possibly swastika. Also, another photo is available on reference 4, page 20.



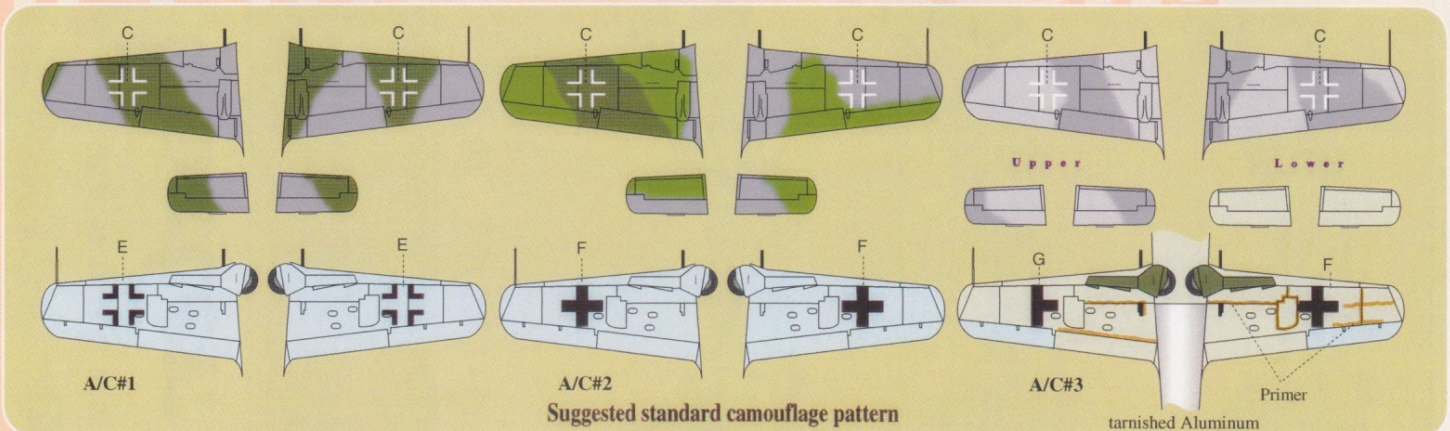
Despite being well photographed, controversy surrounds this extremely interesting Fw190D-9 of II/JG6. Surrendered to the Allies at F rth in May 1945, this machine is routinely called "Black 12." Look at picture on page 70 of S.S. Walkaround! The patchwork scheme consists of a fuselage pattern of RLM83 Braunviolett and RLM82 Lichtgrün over RLM84 Graublau with a tarnished metal ventral fuselage. Upper wings were RLM 75 Grauviolett over either RLM76 Lichtblau or RLM77 Lichtgrün in slightly modified standard pattern. Note the RLM70 prop & spinner. (spinner may have been Black) RLM76 rudder with RLM75 mottling, and hand-painted RLM 70 & Red Primer patches near the stabilizer roots and left fuselage panel. Note, too, hand-applied primer strips along ventral wing joints and on the Dk Green main gear doors. Tail and wing undersurface are believed to be RLM 84 with some areas in RLM 76.



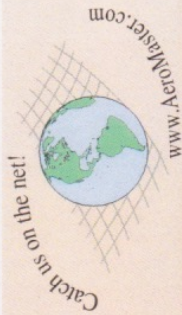
Green or tarnished Aluminum. You decide!



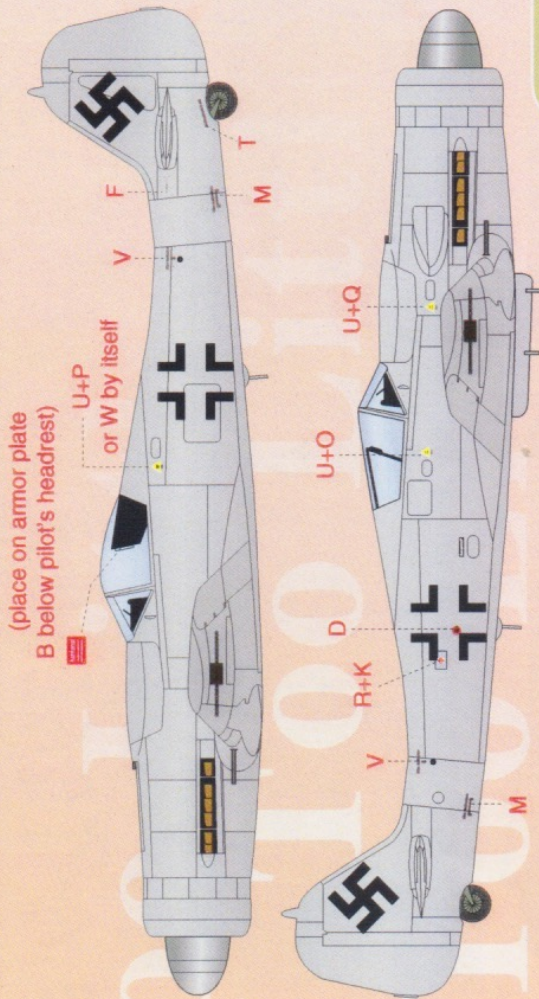
Closely looking at the color center spread on ref. 4 (the basis for our color interpretation) we notice that the landing gear doors are a darker brownish green color, with splotches of other colors. Some sources have depicted them as been tarnished metal but we can't see them as such. However, the ultimate decision is yours.



RLM 70 RLM 71 RLM 75 RLM 76 RLM 77 RLM 81 RLM 82 RLM 83 RLM 84



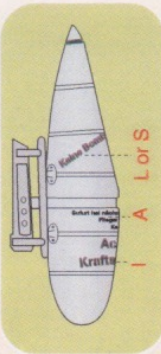
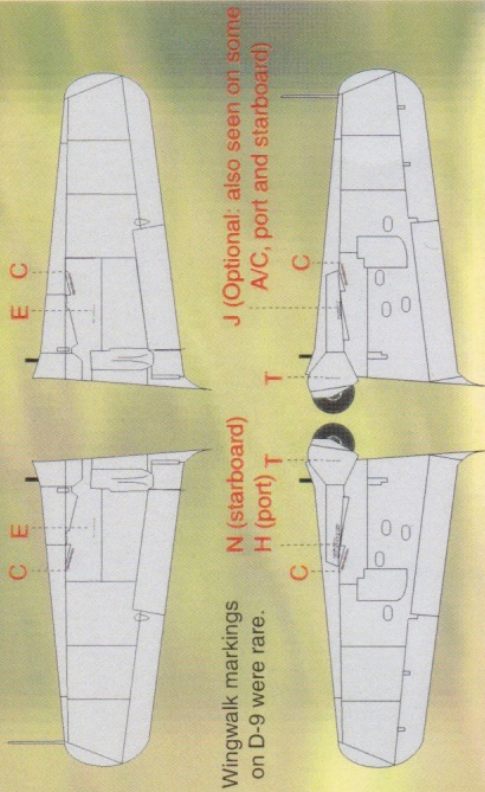
AIRE
Aires offers super-detailing accessories for this and many other subjects in their range. Check our website at www.AeroMaster.com for this and many other wonderful products. *Available to You Now!*



NOTE:

Two full sets of stencils for the Fw-190 A/F/D are provided. Looking at pictures of these late war A/C, they do not seem to have all stencils applied. We are supplying you two sets in the hope that you find them useful perhaps when completing a future BMW powered bird.

Happy Modelling.



Suggested 1:72 Scale Kits:

Hasegawa 1/72 scale Fw 190D-9
Italeri, Airfix, Academy Fw 190D-9
Spirals & bands measured for Hasegawa kit.

References:

1. Walk Around Fw 190D (Squadron/Signal)
2. Focke-Wulf Fw190D (Aero Detail 2)
3. Focke-Wulf Fw190D & Ta152 (Model Art)
4. Fw190D (Monogram Close-Up 10)
5. Fw190D (Broken Eagles 1)
6. Fw190D & TA 152 by JAPO.

If you have suggestions for future subject matter, AeroMaster would like to hear from you. Our goal is to provide high quality, well researched decals and interesting subjects. We value our customers' input, so if you have specific suggestions or photographs of unusual subject matter which you would be willing to share, please contact us.



5

400209
17
400209

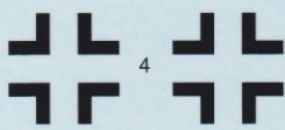
3



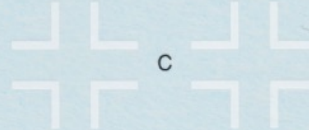
1



6



4



C




E

Referenz 5.00
Referenz 5.00
T



Achtung!
(Kraftstoffbehälter)
Achtung!
(Kraftstoffbehälter)

Keine Bombe! L Keine Bombe!
Keine Bombe! S Keine Bombe!



U
+
K R V
+
Achtung!
(Kraftstoffbehälter)
Achtung!
(Kraftstoffbehälter)

W
Nur hier betreten
Nur hier betreten



C
Nur hier betreten
Nur hier betreten

E
Nur hier betreten
Nur hier betreten



G
Nur hier betreten
Nur hier betreten

M
Nur hier betreten
Nur hier betreten



B
Nur hier betreten
Nur hier betreten

T
Referenz 5.00
Referenz 5.00
J



N H
Nur hier betreten
Nur hier betreten

P P O Q P
P P O Q P



A
Nur hier betreten
Nur hier betreten



8

211934 10 211934




9



C



7



F

Referenz 5.00
Referenz 5.00
T




Achtung!
(Kraftstoffbehälter)
Achtung!
(Kraftstoffbehälter)

Keine Bombe! L Keine Bombe!
Keine Bombe! S Keine Bombe!



U
+
K R V
+
Achtung!
(Kraftstoffbehälter)
Achtung!
(Kraftstoffbehälter)

W
Nur hier betreten
Nur hier betreten



C
Nur hier betreten
Nur hier betreten

E
Nur hier betreten
Nur hier betreten



G
Nur hier betreten
Nur hier betreten

M
Nur hier betreten
Nur hier betreten



B
Nur hier betreten
Nur hier betreten

T
Referenz 5.00
Referenz 5.00
J



N H
Nur hier betreten
Nur hier betreten

P P O Q P
P P O Q P



A
Nur hier betreten
Nur hier betreten




13



12




14




G

F



11



C

Referenz 5.00
Referenz 5.00
T



Achtung!
(Kraftstoffbehälter)
Achtung!
(Kraftstoffbehälter)

Keine Bombe! L Keine Bombe!
Keine Bombe! S Keine Bombe!



U
+
K R V
+
Achtung!
(Kraftstoffbehälter)
Achtung!
(Kraftstoffbehälter)

W
Nur hier betreten
Nur hier betreten



C
Nur hier betreten
Nur hier betreten

E
Nur hier betreten
Nur hier betreten



G
Nur hier betreten
Nur hier betreten

M
Nur hier betreten
Nur hier betreten



B
Nur hier betreten
Nur hier betreten

T
Referenz 5.00
Referenz 5.00
J



N H
Nur hier betreten
Nur hier betreten

P P O Q P
P P O Q P



A
Nur hier betreten
Nur hier betreten

